



Vision Insights U.S. Traveler Profiles October 2023

December 05, 2023

Vision Insights Syndicated Survey

- DBEDT subscribes to Vision Insight's Brand Health and Profiles databases for the U.S., Japan, Canada, Australia, and Korea
- Consumers are surveyed each day
- DBEDT receives access to new data each week for selected traveler profile segments for the US., Japan, Canada, Australia, and Korea

Segment Definitions

Avid Traveler \$100k+

- Gross household income is \$100k+
- Age is 25-54
- Either
 - Took an international vacation by air in the last 12 months
 - Likely/very likely to book an air trip in the next 12 months
 - Most recent leisure destination was Hawai'i or Alaska
 - Next leisure destination is Hawai'i or Alaska

Long-Distance Air Traveler under 55

- Took an international vacation by air in the last 12 months
- State of residence is not Hawai'i
- Under the age of 55

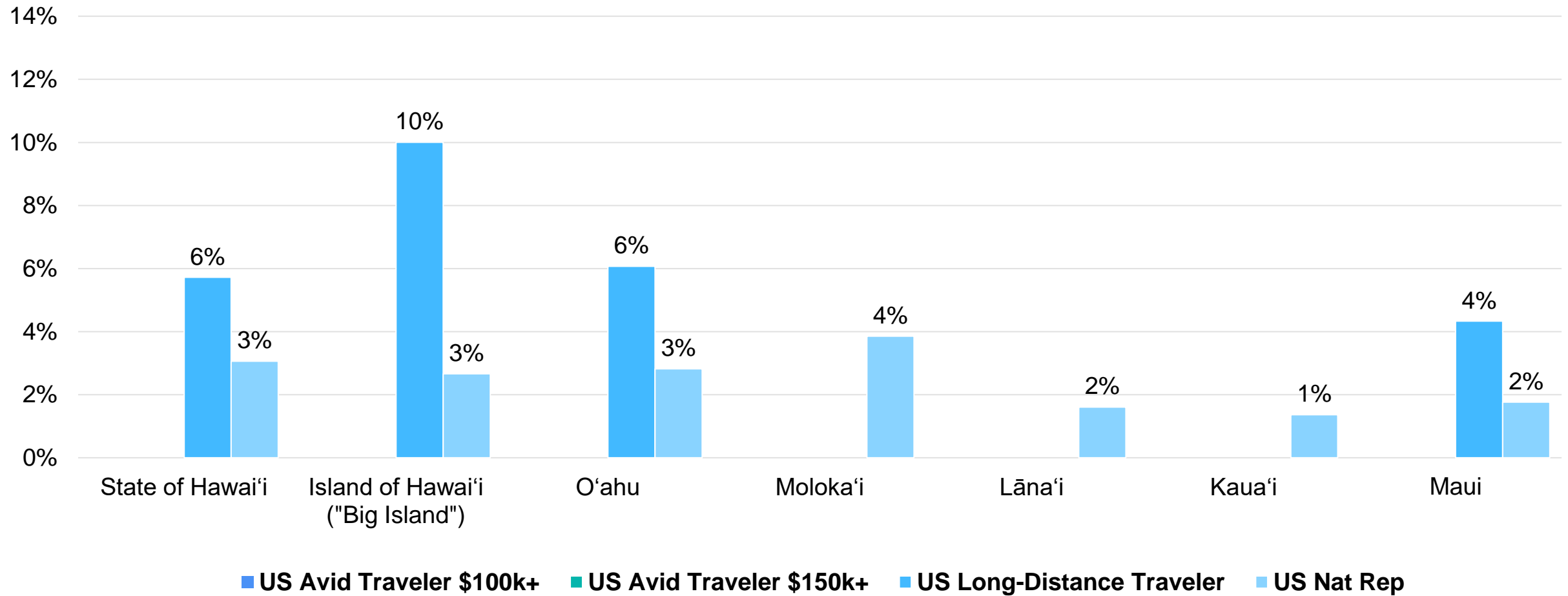
Avid Traveler \$150k+

- Gross household income is \$150k+
- 2+ persons per household
- Age is 25-54
- Either
 - Took an international vacation by air in the last 12 months
 - Likely/very likely to book an air trip in the next 12 months
 - Most recent leisure destination was Hawai'i or Alaska
 - Next leisure destination is Hawai'i or Alaska

Nationally Representative Sample (Nat Rep)

- Representative of U.S. adults in terms of age, gender, social class and education

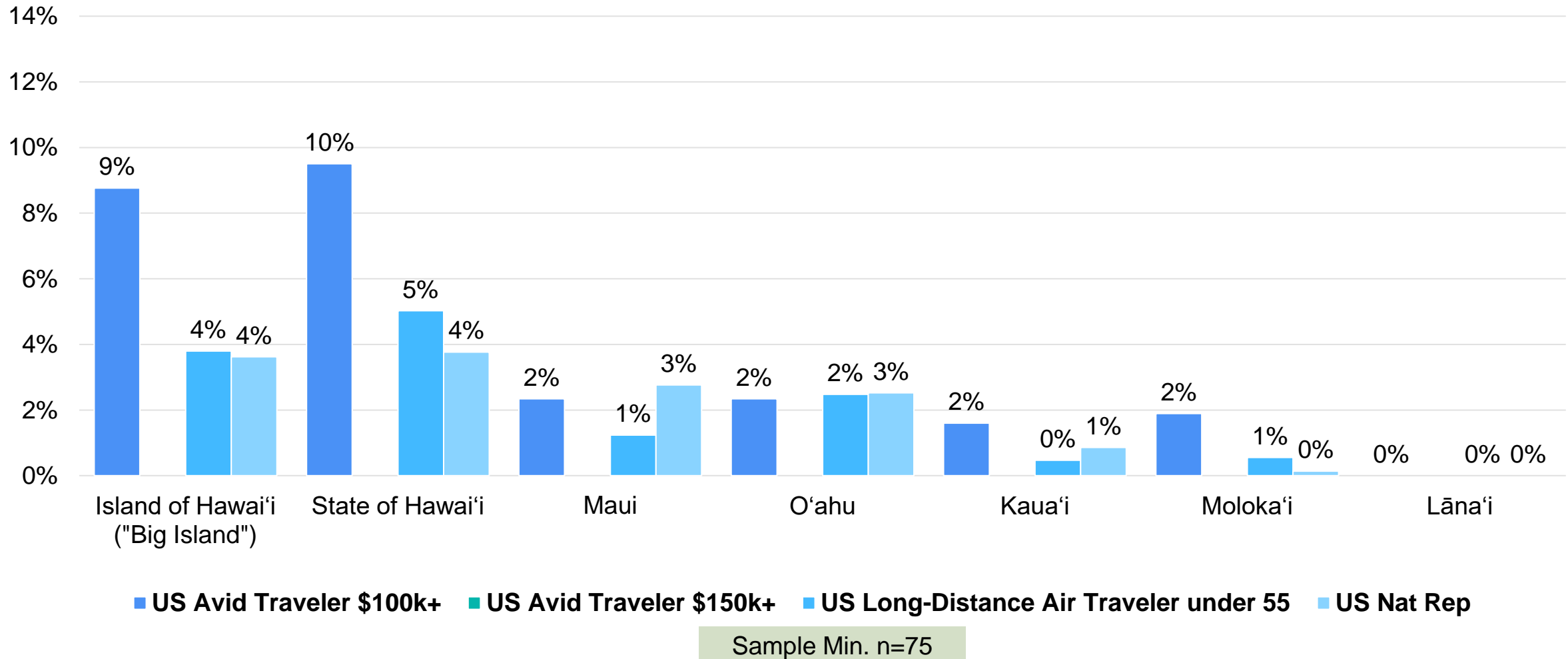
U.S. - Leisure Trip In Past 12 Months



Sample Min. n=50

Note: US Avid Traveler \$100k+, US Avid Traveler \$150k+, and US Long-Distance Traveler sample size is too small for select islands

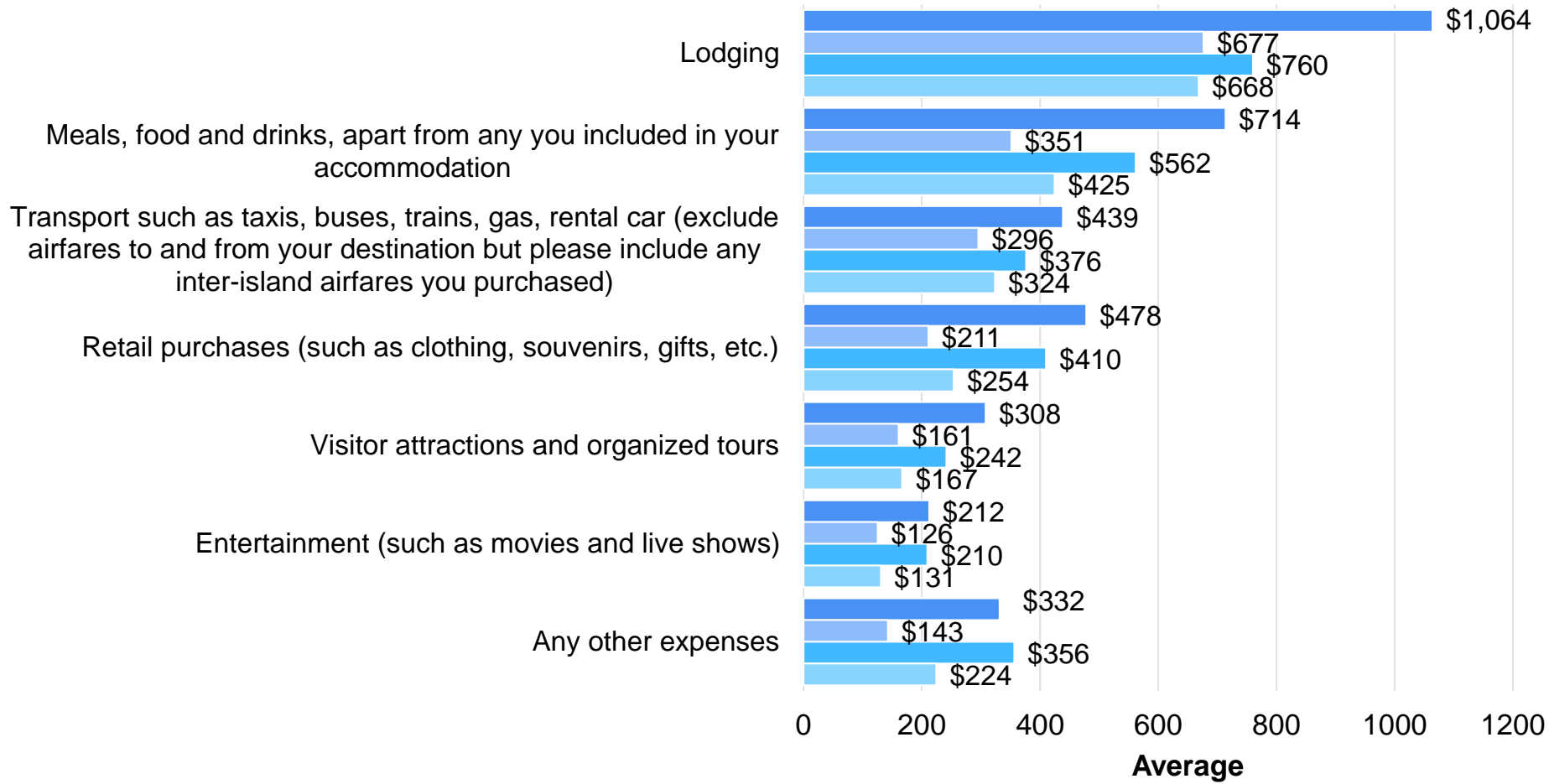
U.S. – Next Destination for Leisure Trip



Top 10 States of Residence by Segment

US Avid Traveler \$100K 25-54		US Avid Traveler \$150K 25-54, 2+ household		US Long-Distance Air Traveler Under 55		US Nat Rep	
	%		%		%		%
Texas	16.8%	Texas	8.6%	Texas	11.6%	Texas	8.6%
New York	10.1%	Florida	7.9%	New York	8.6%	Florida	7.9%
Florida	9.4%	New York	6.4%	California	8.4%	New York	6.4%
Washington	7.1%	California	6.3%	Florida	7.5%	California	6.3%
California	6.8%	Pennsylvania	4.3%	Pennsylvania	4.3%	Ohio	4.3%
Pennsylvania	3.9%	Illinois	3.1%	Illinois	3.2%	Pennsylvania	4.3%
Illinois	3.8%	Virginia	2.8%	Virginia	3.0%	North Carolina	3.3%
Georgia	3.0%	New Jersey	2.0%	Washington	1.8%	Illinois	3.1%
Virginia	2.8%	Washington	1.9%	Minnesota	1.5%	Virginia	2.8%
Minnesota	1.4%	Colorado	1.6%	Georgia	1.5%	Georgia	1.4%
Sample Size:	n=71	Sample Size:	n=31	Sample Size:	n=287	Sample Size:	n=1,960

U.S. - Total Annual Holiday Spend



Total Average Spend (USD)



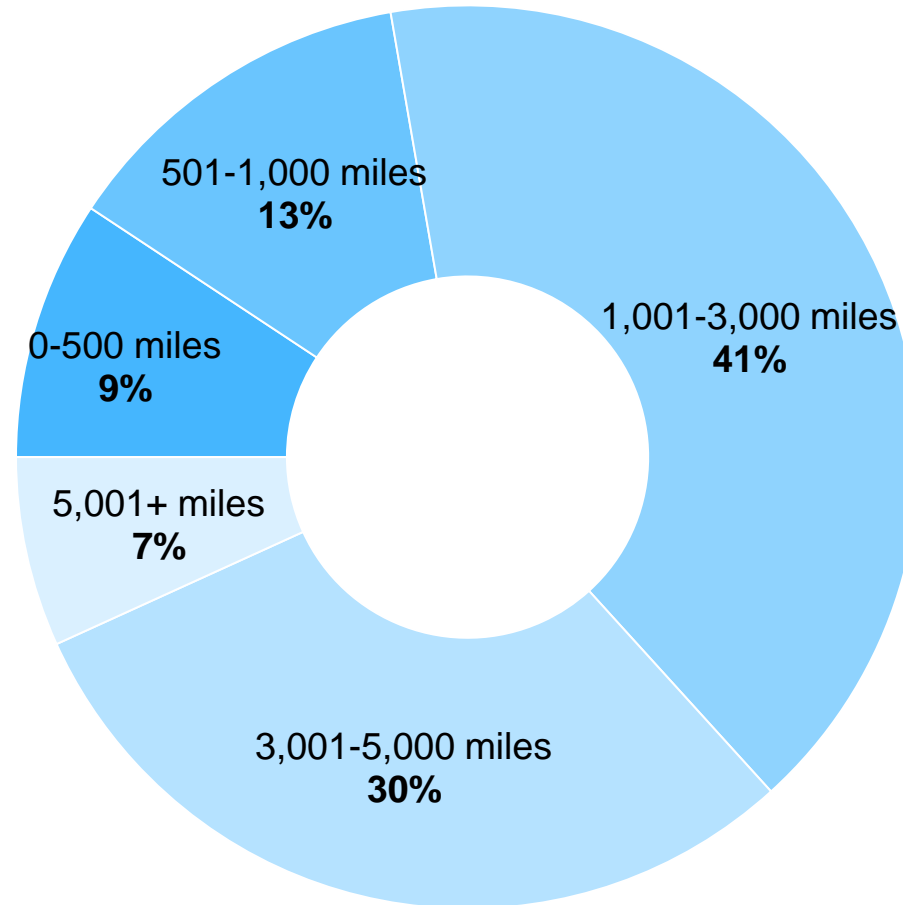
■ US Avid Traveler \$100k+
 ■ US Avid Traveler \$150k+
 ■ US Long-Distance Air Traveler under 55
 ■ US Nat Rep

Sample Size:
n=71
n=31
n=287
n=1,960

Using your best estimate, please indicate how much you / your household spend(s) on your annual vacation in total for each of the following budget line items. If you or your group did not spend money in one of the categories, please put a zero in the box next to it.

U.S. Avid Travelers \$100k+: Annual Vacation

Distance Travelled on Annual Vacation



Sample Size: n=71

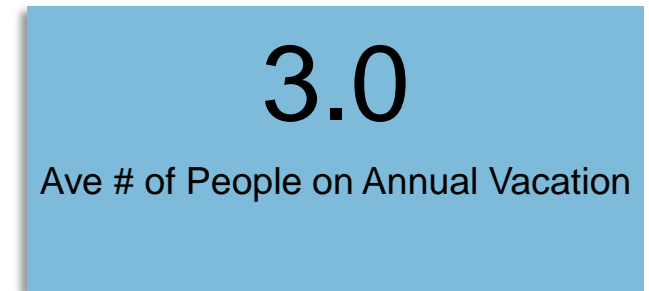
U.S. Avid Travelers \$100k+: Annual Vacation

Average Spend



Sample Size: n=71

Spend Per Person Per Day

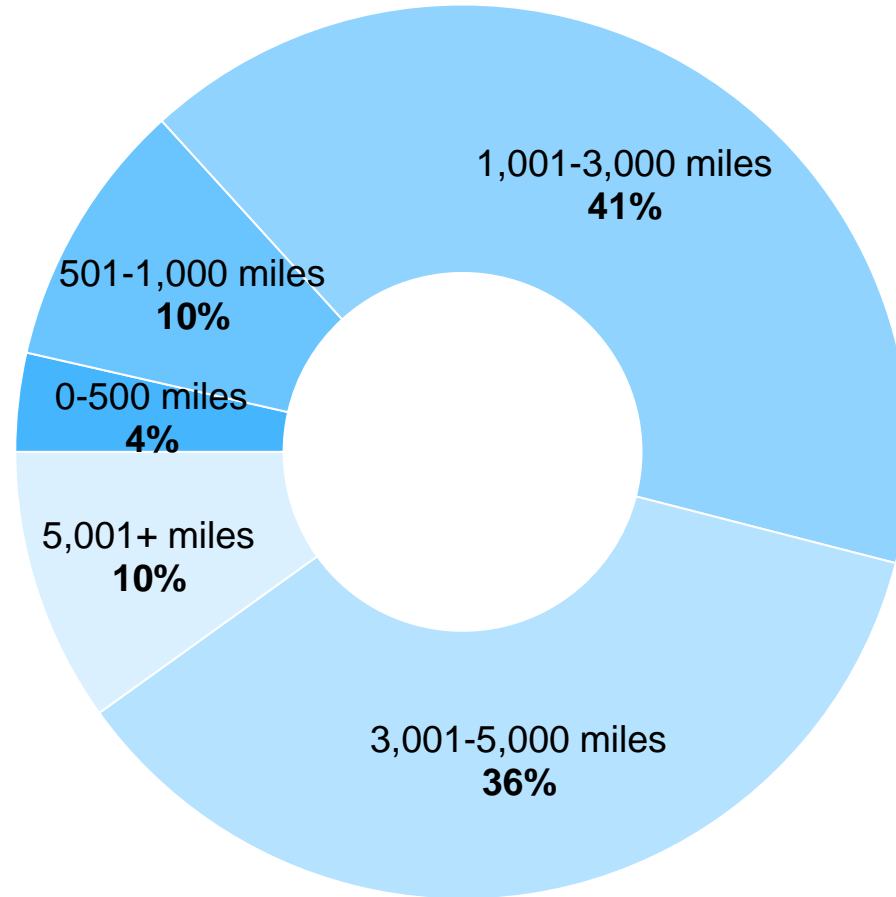


\$209.88

Ave. Per Person Per Day Spend

U.S. Avid Travelers \$150k+: Annual Vacation

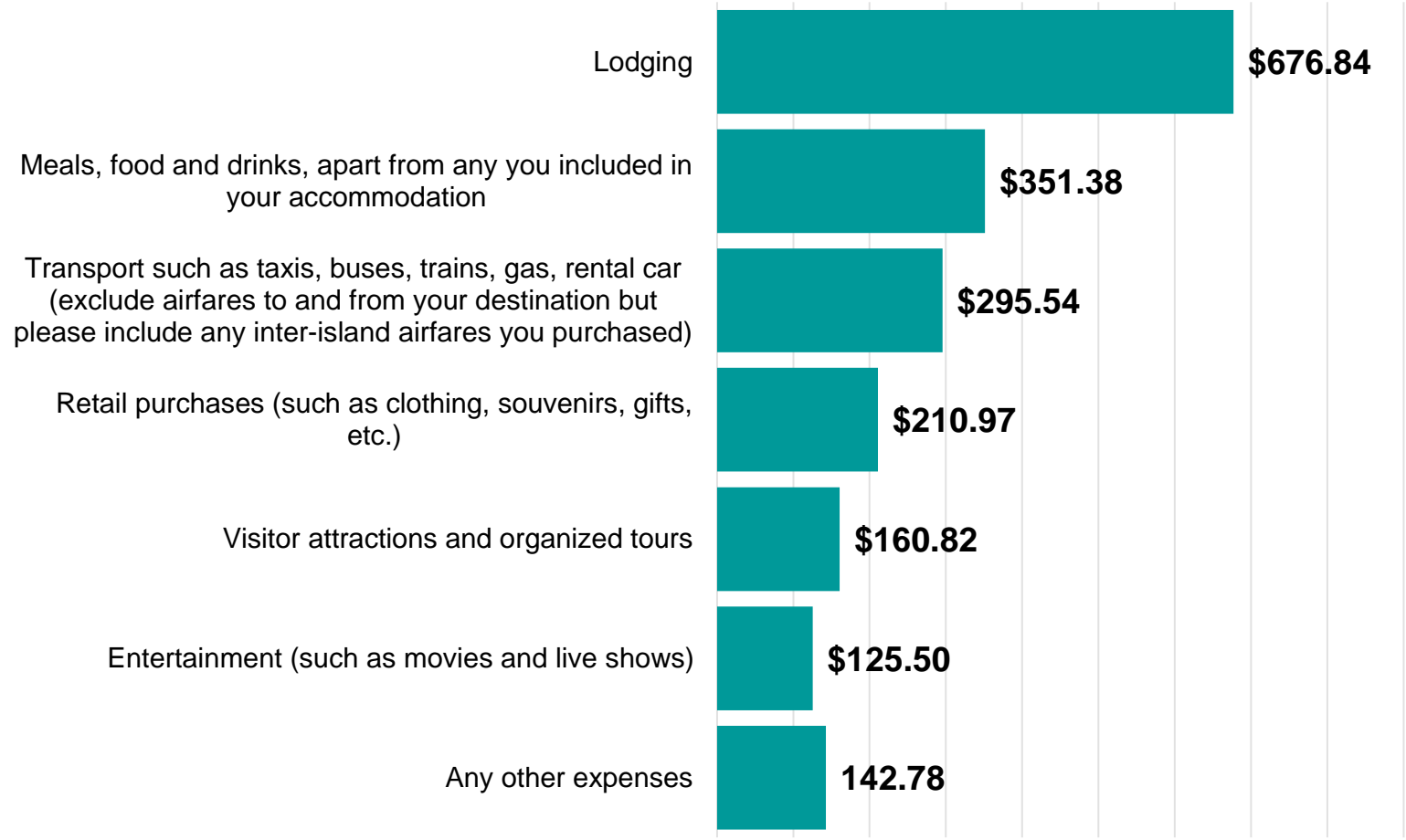
Distance Travelled on Annual Vacation



Sample Size: n=31

U.S. Avid Travelers \$150k+: Annual Vacation

Average Spend



Sample Size: n=31

Spend Per Person Per Day

6.9
Ave # Nights on Annual Vacation

4.6
Ave # of People on Annual Vacation



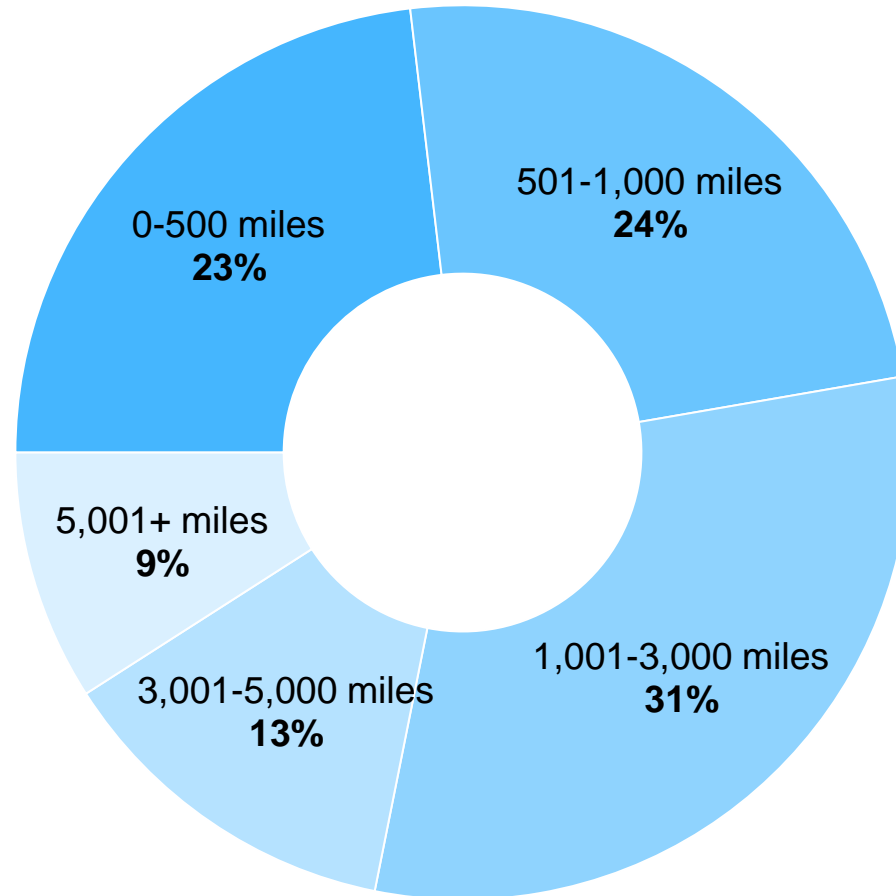
\$118.24

Ave. Per Person Per Day Spend

How far do you normally travel for your annual vacation? | Typically, for how many nights do you travel for your annual vacation? | Including yourself, how many individuals typically travel with you on your annual vacation? | Using your best estimate, please indicate how much you / your household spend(s) on your annual vacation in total for each of the following budget line items. If you or your group did not spend money in one of the categories, please put a zero in the box next to it.

U.S. Long-Distance Travelers: Annual Vacation

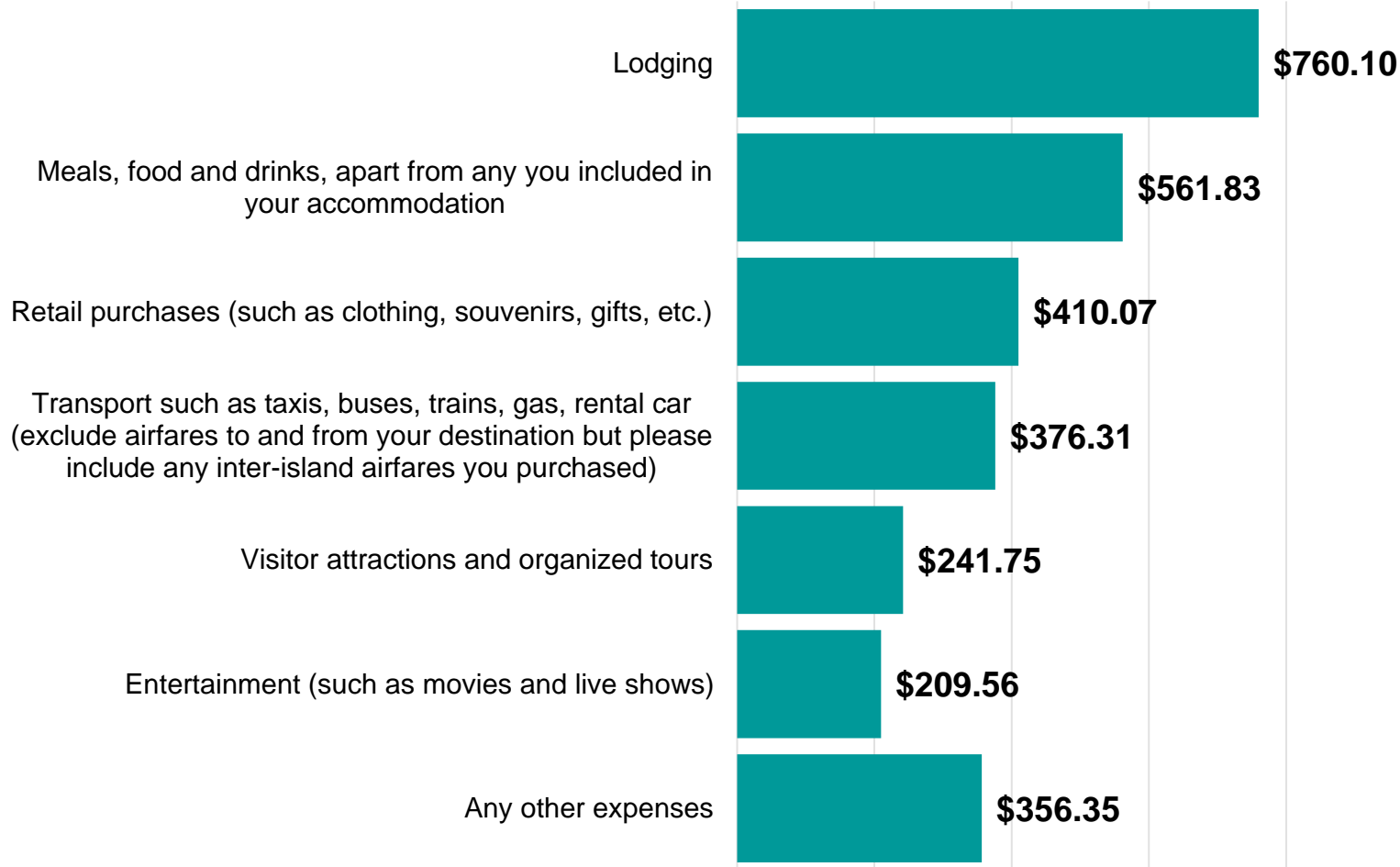
Distance Travelled on Annual Vacation



Sample Size: n=287

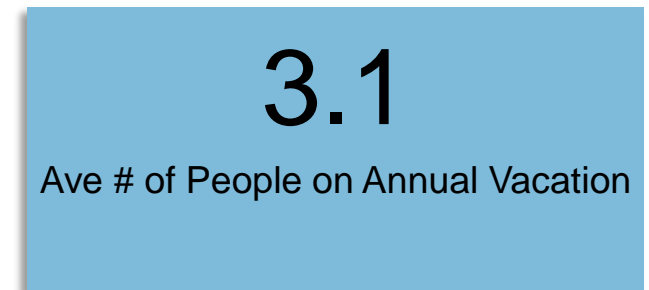
U.S. Long-Distance Travelers: Annual Vacation

Average Spend



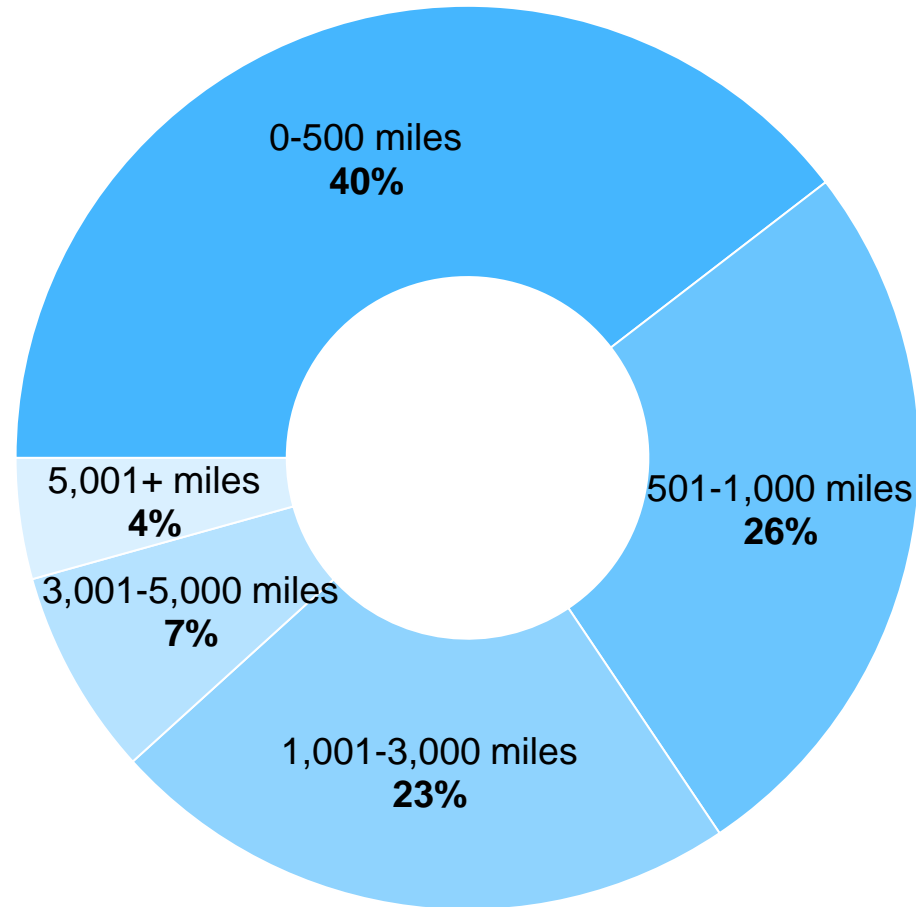
Sample Size: n=287

Spend Per Person Per Day



U.S. Nat Rep: Annual Vacation

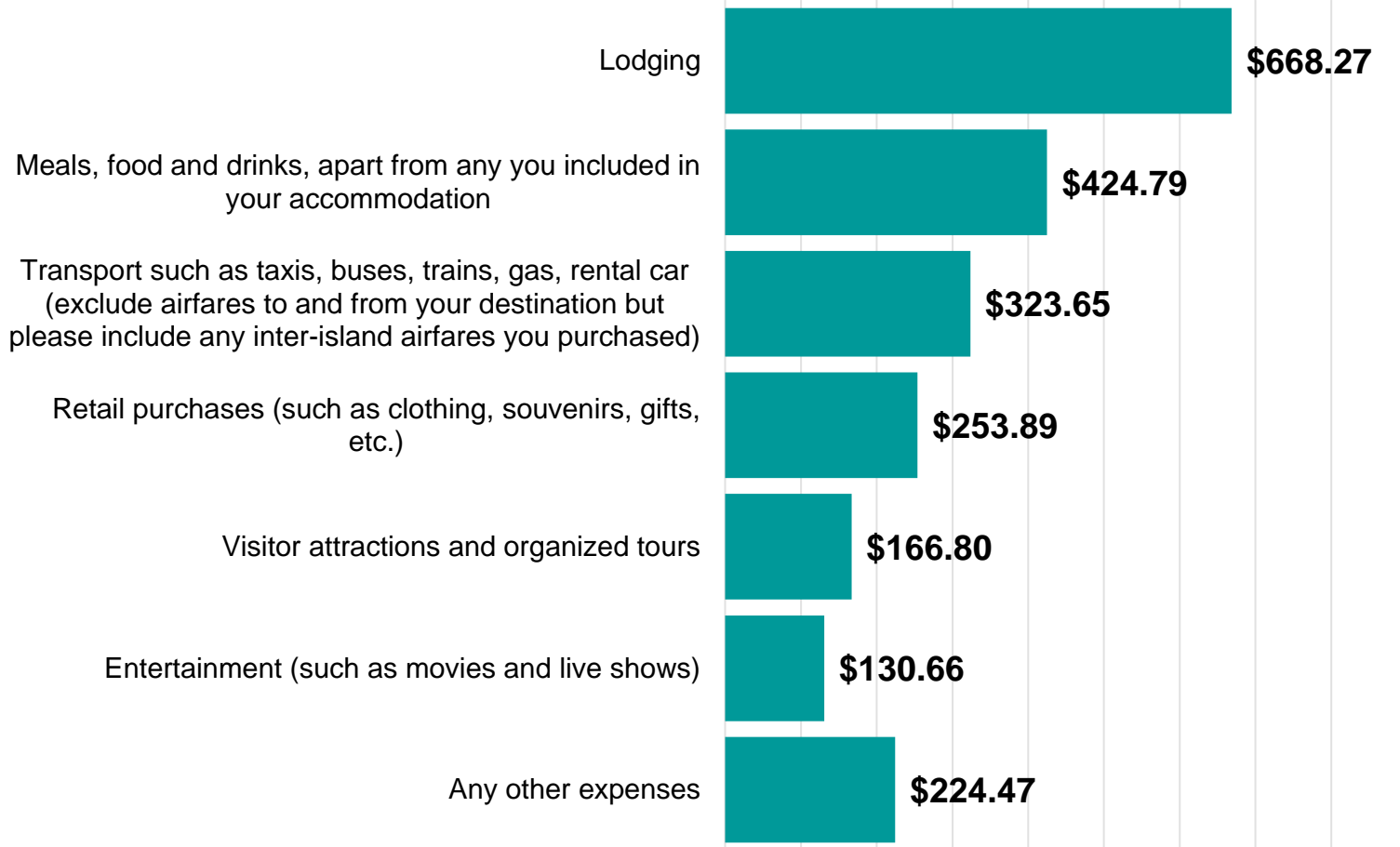
Distance Travelled on Annual Vacation



Sample Size: n=1,960

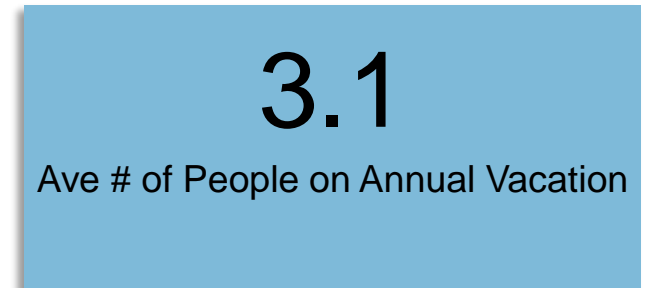
U.S. Nat Rep: Annual Vacation

Average Spend



Sample Size: n=1,960

Spend Per Person Per Day



U.S. - Importance of Travel Factors

	Very Important 5			
	US: Avid Traveler \$100k+	US: Avid Traveler \$150k+	US: Long-Distance Air Traveler under 55	US Market
Value for money	51%	49%	58%	60%
Comfort and accessibility	41%	31%	55%	55%
Natural attractions/activities	53%	58%	55%	47%
Family friendly locations and activities	47%	44%	54%	46%
Opportunity to experience local restaurants/businesses	52%	35%	50%	42%
Cultural attractions	54%	44%	46%	39%
Entertainment and nightlife	34%	36%	39%	30%
Consideration of sustainable principles	31%	38%	34%	25%

Sample Size:

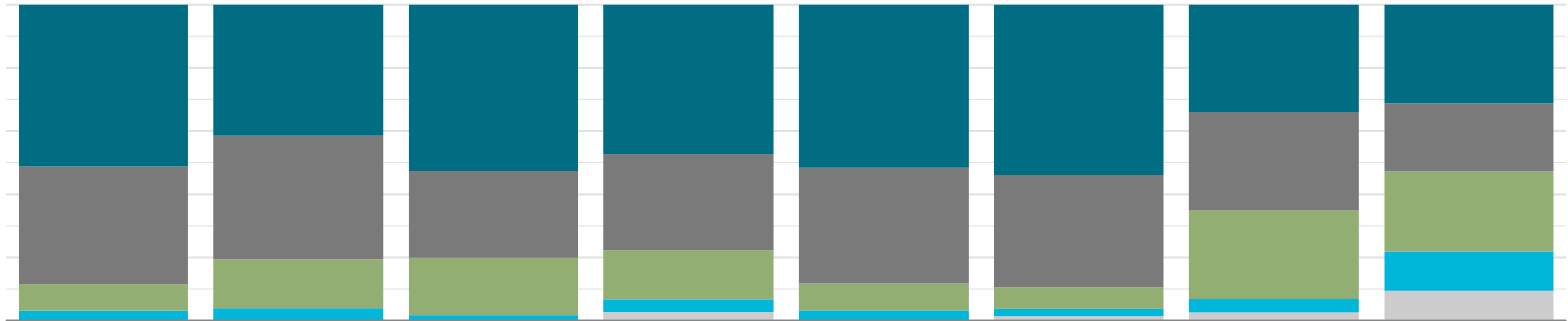
n=71

n=31

n=287

n=1,960

U.S. Avid Travelers \$100k+: Importance of Travel Factors

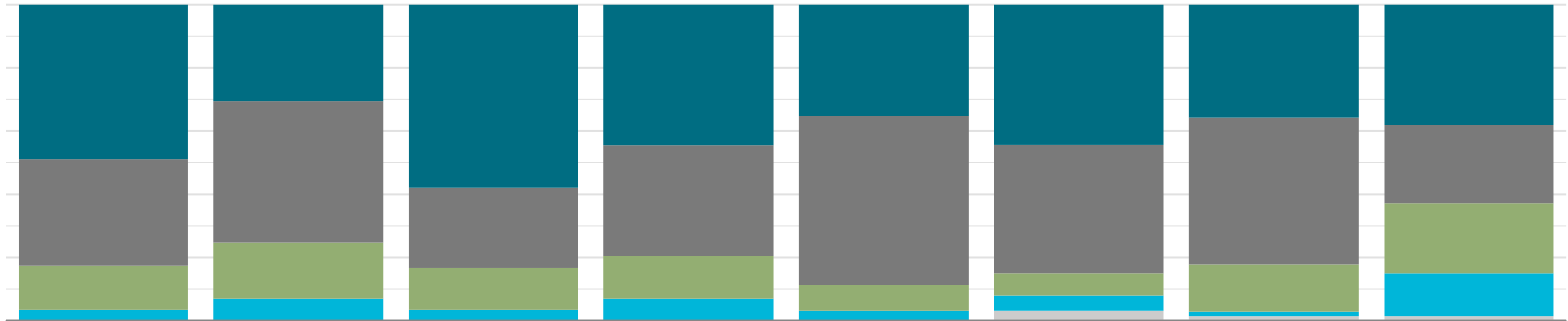


	Value for money	Comfort and accessibility	Natural attractions/activities	Family friendly locations and activities	Opportunity to experience local restaurants/businesses	Cultural attractions	Entertainment and nightlife	Consideration of sustainable principles
Very Important 5	51%	41%	53%	47%	52%	54%	34%	31%
4	37%	39%	27%	30%	36%	35%	31%	22%
3	9%	16%	18%	16%	9%	7%	28%	25%
2	3%	4%	2%	4%	3%	2%	4%	12%
Not very Important 1	0%	0%	0%	3%	0%	1%	3%	9%

■ Not very Important 1
 ■ 2
 ■ 3
 ■ 4
 ■ Very Important 5

Sample Size: n=71

U.S. Avid Travelers \$150k+: Importance of Travel Factors

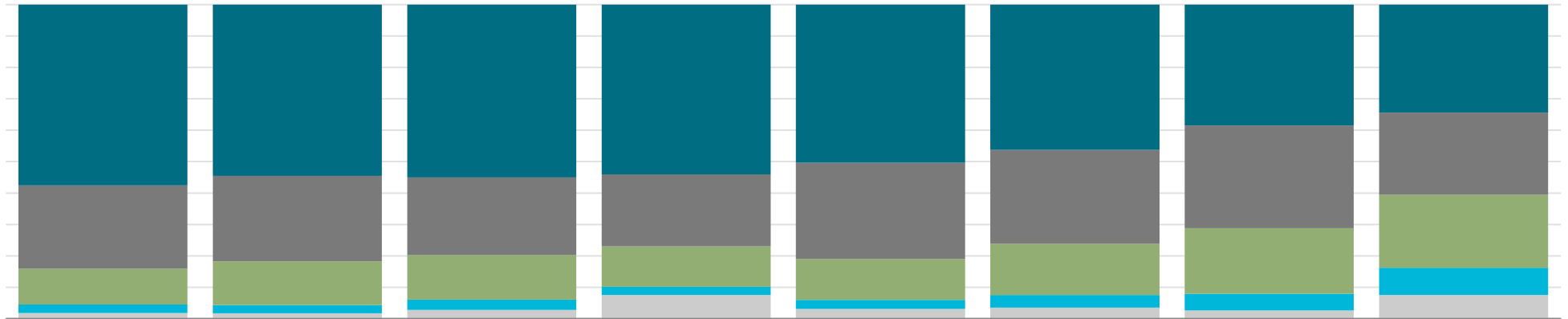


	Value for money	Comfort and accessibility	Natural attractions/activities	Family friendly locations and activities	Opportunity to experience local restaurants/businesses	Cultural attractions	Entertainment and nightlife	Consideration of sustainable principles
Very Important 5	49%	31%	58%	44%	35%	44%	36%	38%
4	34%	45%	25%	35%	53%	41%	47%	25%
3	14%	18%	13%	13%	8%	7%	15%	22%
2	4%	7%	4%	7%	3%	5%	1%	13%
Not very Important 1	0%	0%	0%	0%	0%	3%	1%	1%

■ Not very Important 1
 ■ 2
 ■ 3
 ■ 4
 ■ Very Important 5

Sample Size: n=31

U.S. Long Distance Travelers: Importance of Travel Factors

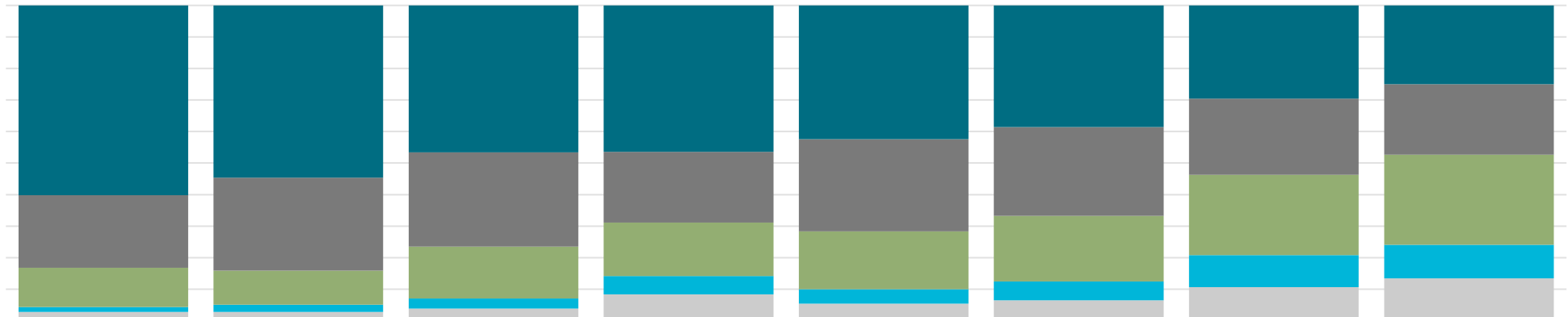


	Value for money	Comfort and accessibility	Natural attractions/activities	Family friendly locations and activities	Opportunity to experience local restaurants/businesses	Cultural attractions	Entertainment and nightlife	Consideration of sustainable principles
■ Very Important 5	58%	55%	55%	54%	50%	46%	39%	34%
■ 4	27%	27%	25%	23%	31%	30%	33%	26%
■ 3	11%	14%	14%	13%	13%	16%	21%	23%
■ 2	3%	3%	3%	3%	3%	4%	5%	9%
■ Not very Important 1	2%	2%	3%	8%	3%	3%	3%	8%

■ Not very Important 1 ■ 2 ■ 3 ■ 4 ■ Very Important 5

Sample Size: n=287

U.S. Nat Rep: Importance of Travel Factors



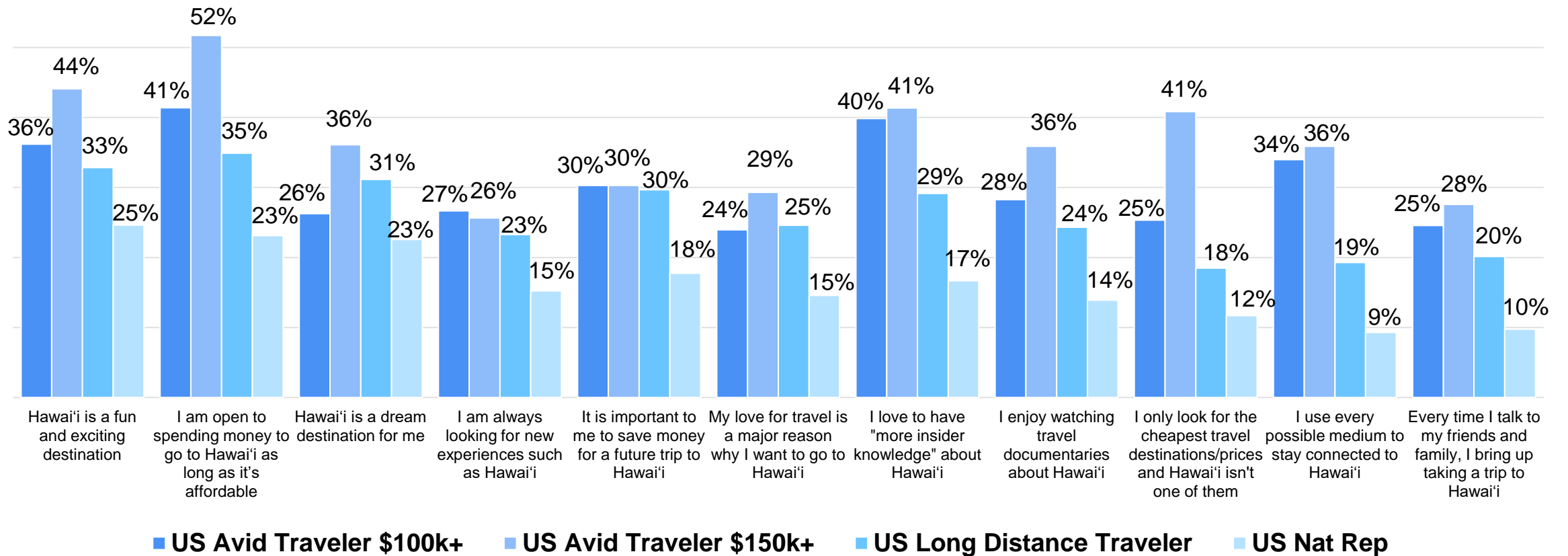
	Value for money	Comfort and accessibility	Natural attractions/activities	Family friendly locations and activities	Opportunity to experience local restaurants/businesses	Cultural attractions	Entertainment and nightlife	Consideration of sustainable principles
■ Very Important 5	60%	55%	47%	46%	42%	39%	30%	25%
■ 4	23%	29%	30%	22%	29%	28%	24%	22%
■ 3	12%	11%	16%	17%	18%	21%	25%	29%
■ 2	2%	2%	3%	6%	5%	6%	10%	11%
■ Not very Important 1	3%	3%	4%	8%	5%	6%	11%	13%

■ Not very Important 1 ■ 2 ■ 3 ■ 4 ■ Very Important 5

Sample Size: n=1,960

U.S. - Hawai'i as an Aspirational Destination

Agreement Regarding Hawai'i as a Travel Destination (Strongly Agree)



Sample Size:

n=71

n=31

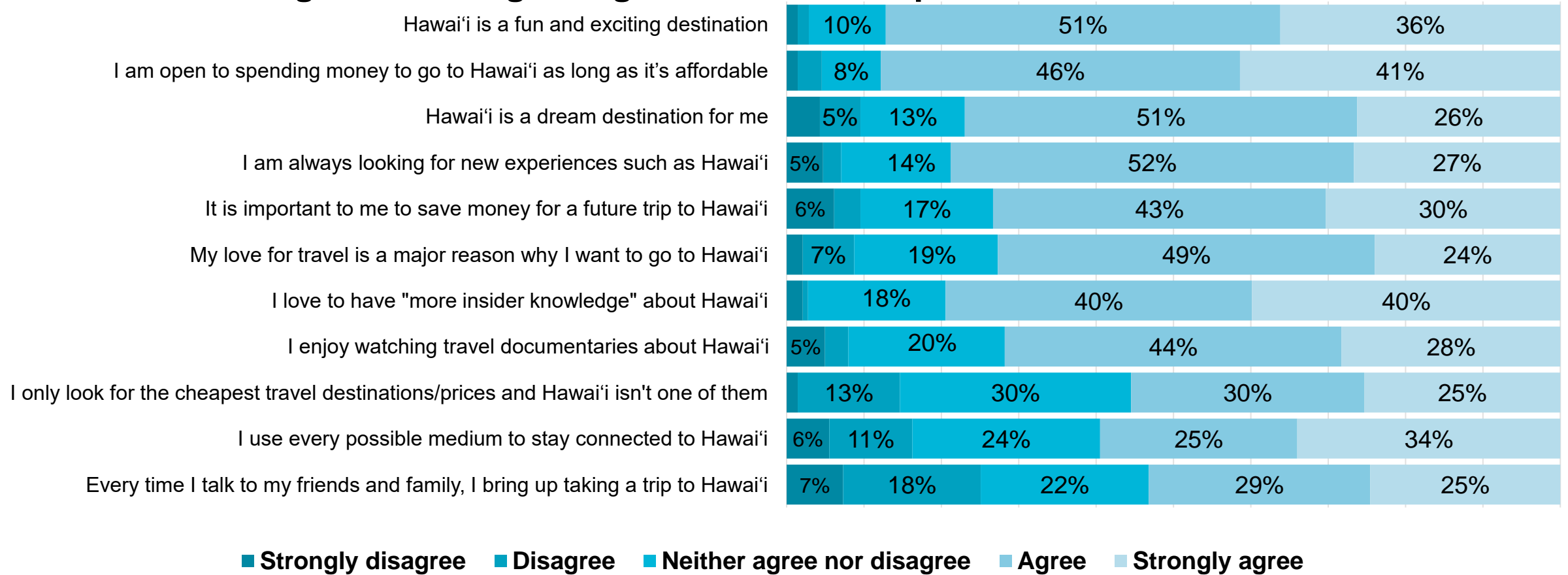
n=287

n=1,960

Please tell us how much you agree or disagree with each statement below about Hawai'i as a travel destination to you?

U.S. Avid Travelers \$100k+: Hawai'i as an Aspirational Destination

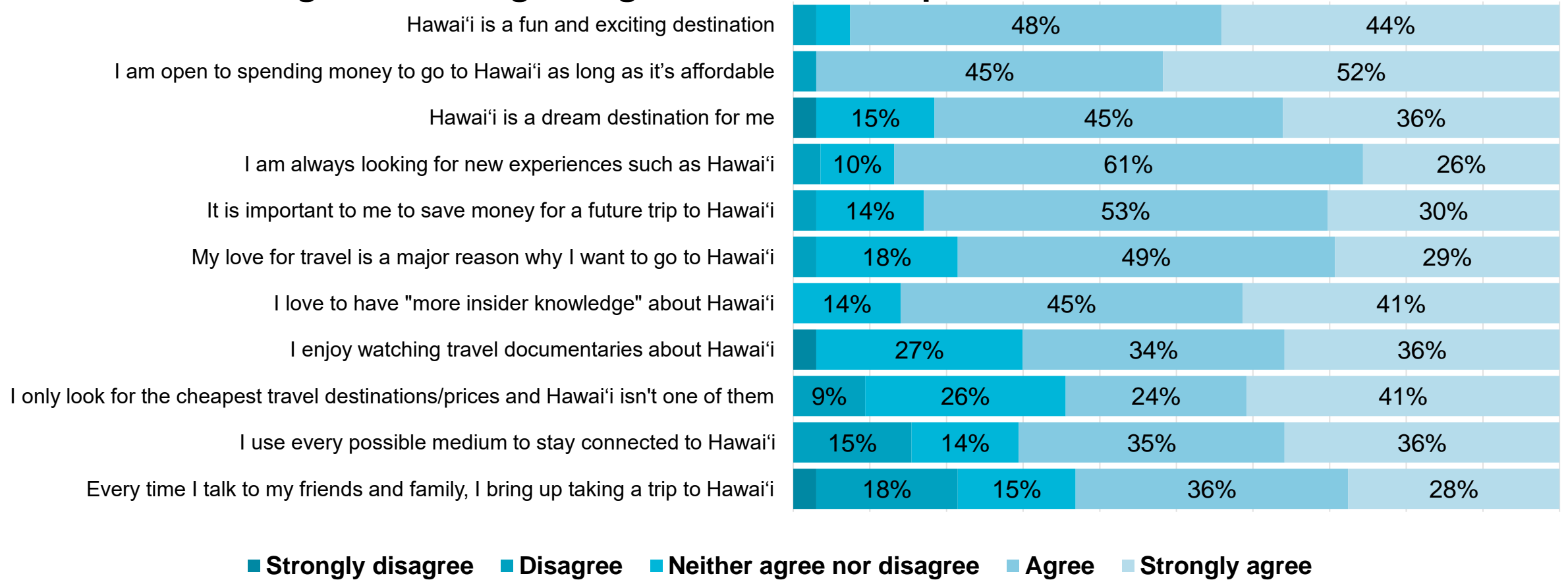
Agreement Regarding Hawai'i as an Aspirational Destination



Sample Size: n=71

U.S. Avid Travelers \$150k+: Hawai'i as an Aspirational Destination

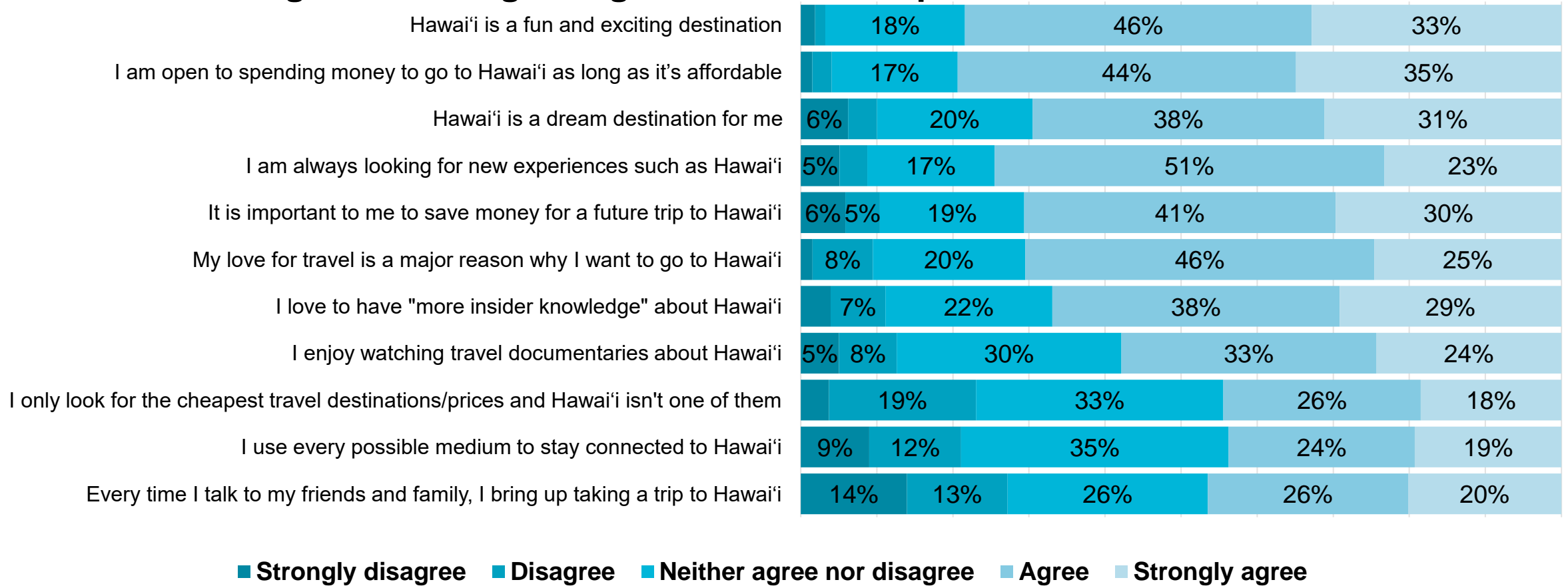
Agreement Regarding Hawai'i as an Aspirational Destination



Sample Size: n=31

U.S. Long Distance Traveler: Hawai'i as an Aspirational Destination

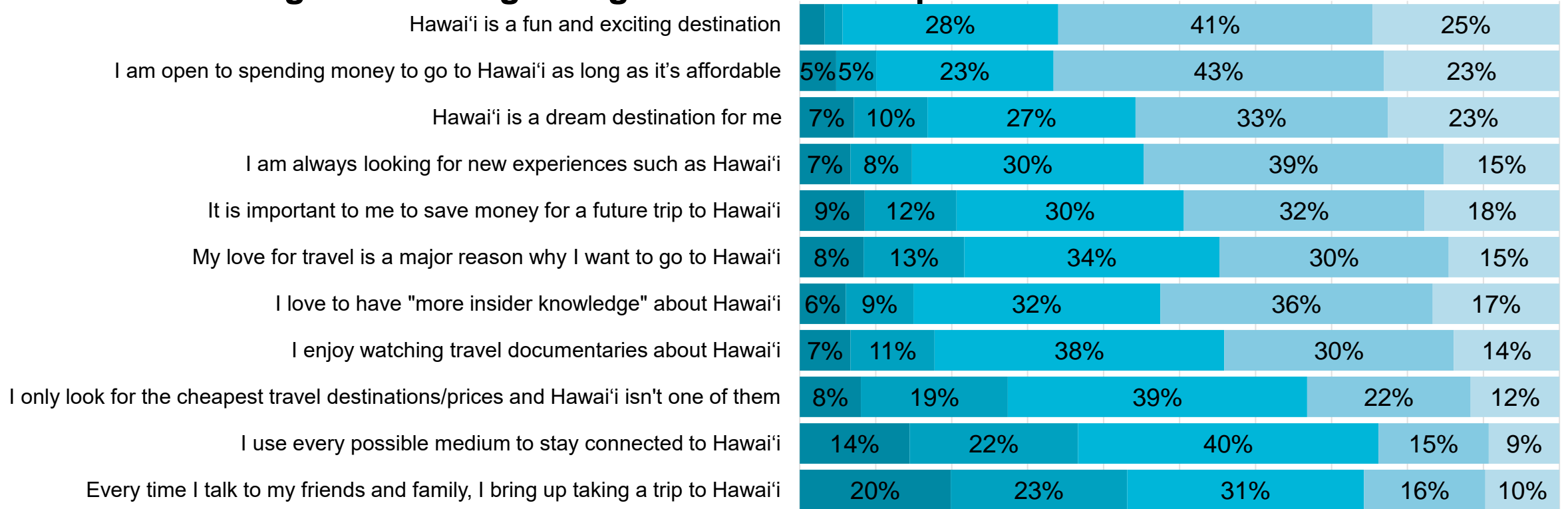
Agreement Regarding Hawai'i as an Aspirational Destination



Sample Size: n=287

U.S. Nat Rep: Hawai'i as an Aspirational Destination

Agreement Regarding Hawai'i as an Aspirational Destination

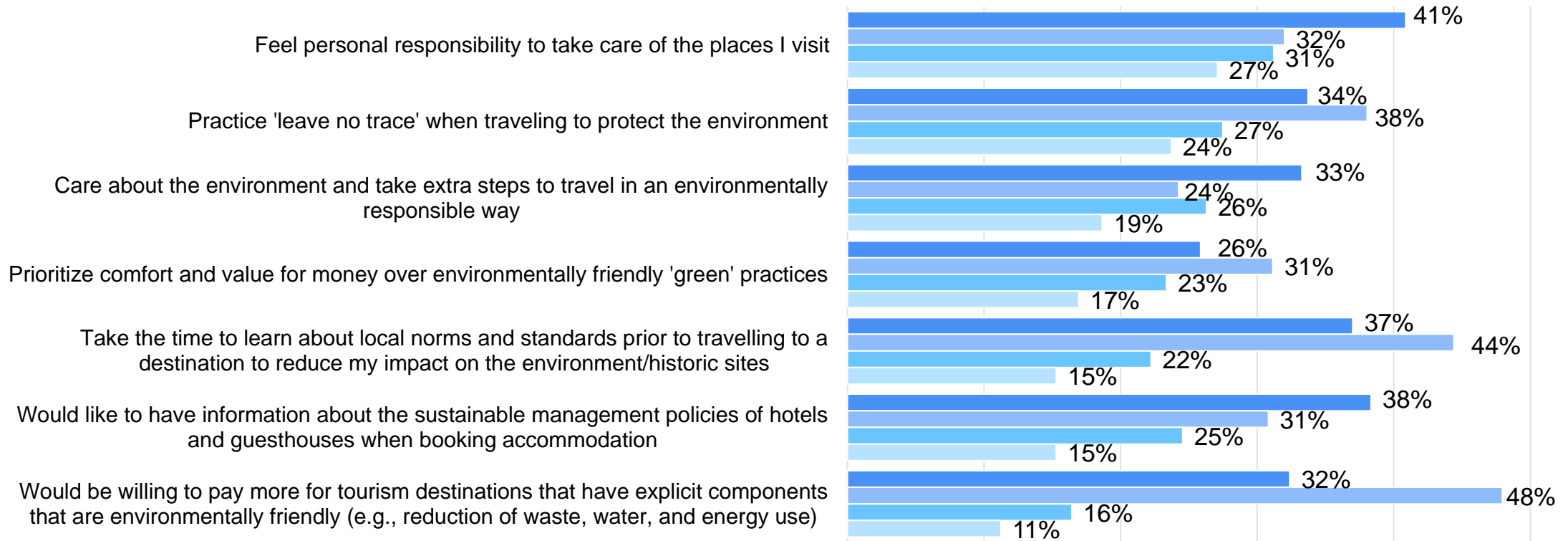


■ Strongly disagree
 ■ Disagree
 ■ Neither agree nor disagree
 ■ Agree
 ■ Strongly agree

Sample Size: n=1,960

U.S. - Sustainability and Travel Responsibility Statements

Agreement Regarding Sustainable Practices While Traveling (Strongly Agree)



■ **US Avid Traveler \$100k+**
 ■ **US Avid Traveler \$150k+**
 ■ **US Long Distance Traveler**
 ■ **US Nat Rep**

Sample Size:

n=71

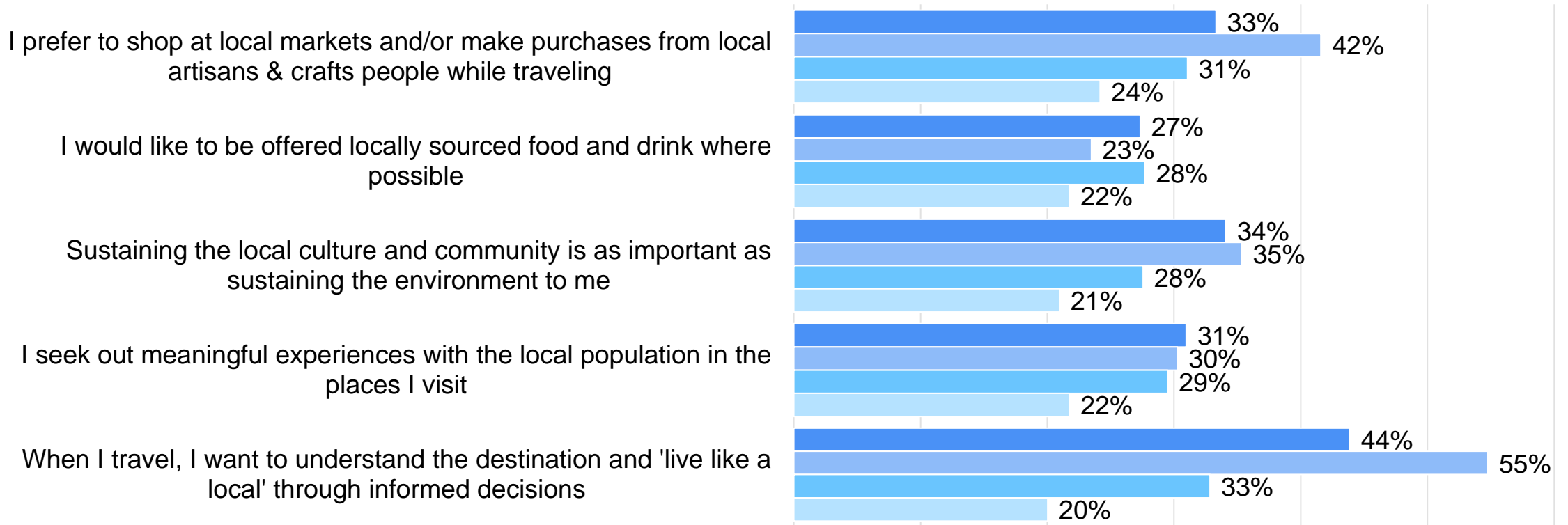
N=31

n=287

n=1,960

U.S. - Sustainability and Travel Responsibility Statements

Agreement Regarding Sustaining Local Culture While Traveling (Strongly Agree)



■ US Avid Traveler \$100k+
 ■ US Avid Traveler \$150k+
 ■ US Long Distance Traveler
 ■ US Nat Rep

Sample Size:

n=71

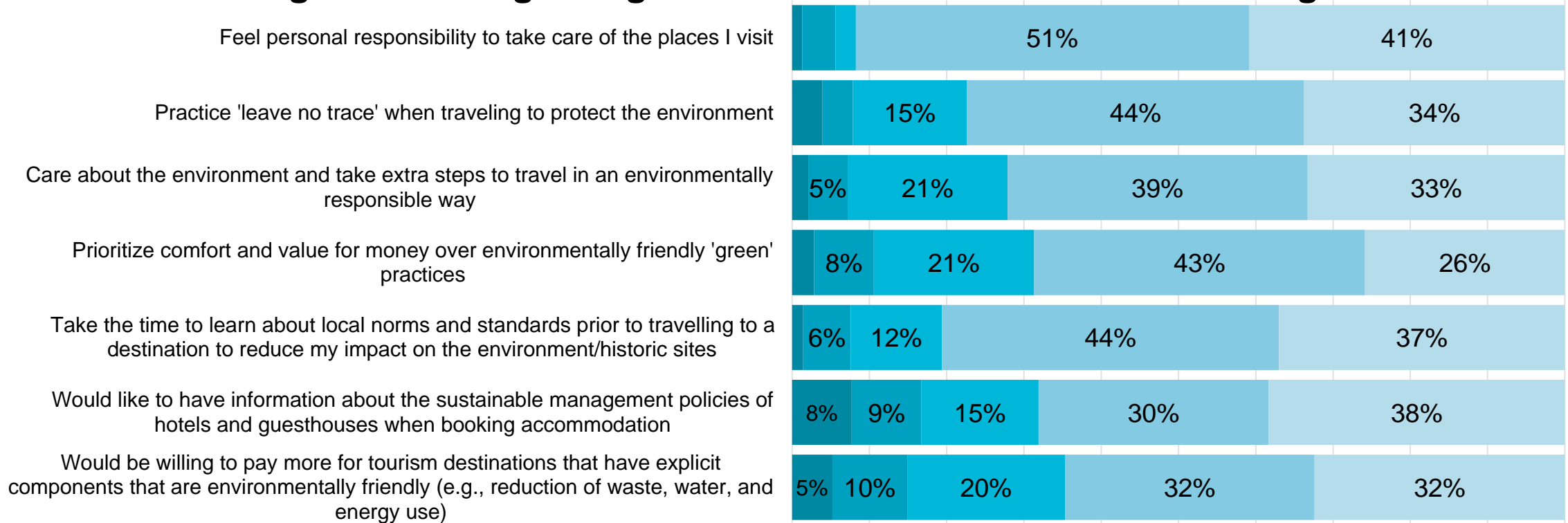
n=31

n=287

n=1,960

U.S. Avid Travelers \$100k+: Sustainability and Travel Responsibility Statements

Agreement Regarding Sustainable Practices While Traveling

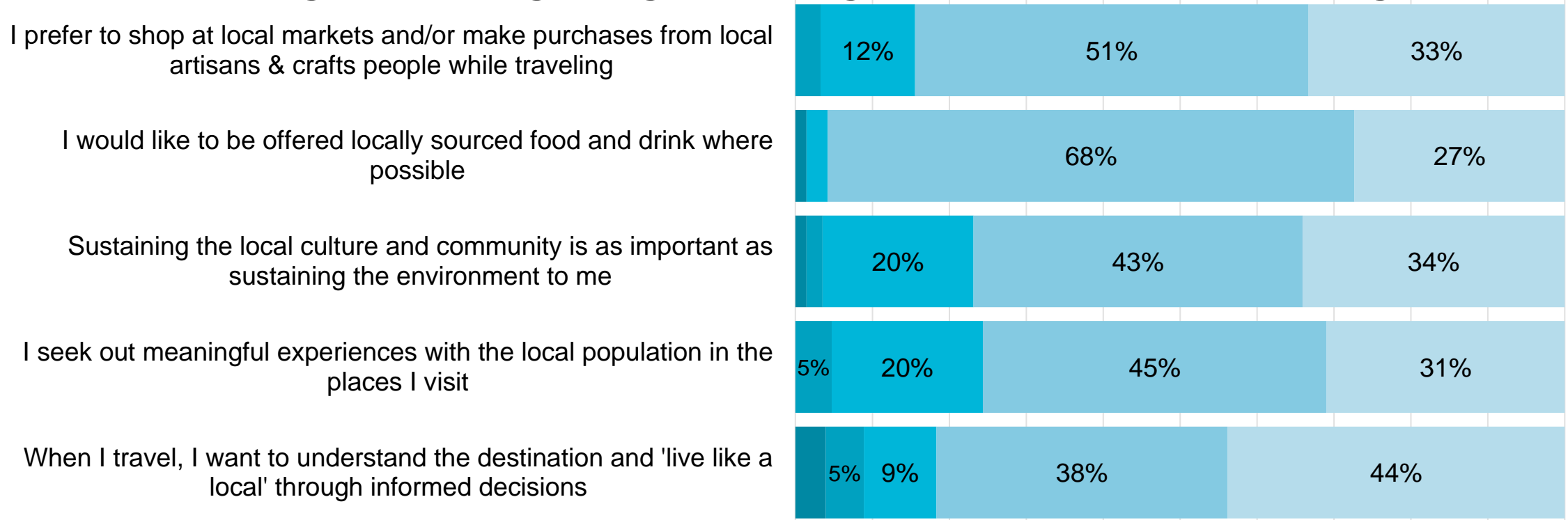


■ Strongly disagree
 ■ Disagree
 ■ Neither agree nor disagree
 ■ Agree
 ■ Strongly agree

Sample Size: n=71

U.S. Avid Travelers \$100k+: Sustainability and Travel Responsibility Statements

Agreement Regarding Sustaining Local Culture While Traveling

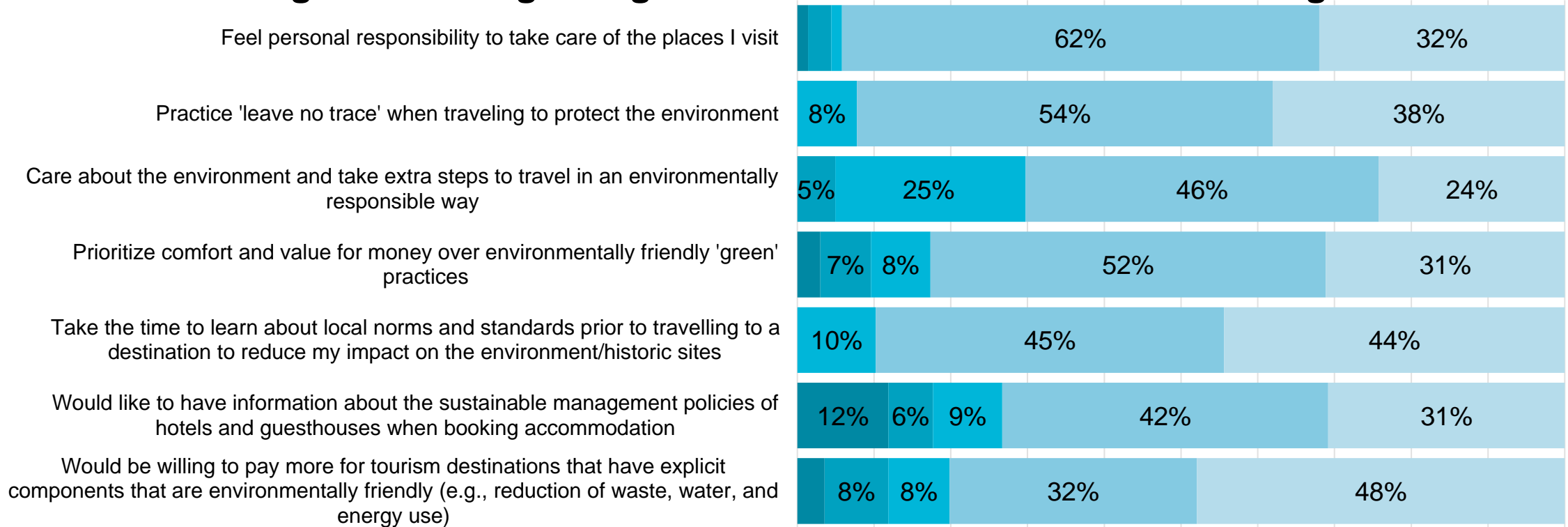


■ Strongly disagree
 ■ Disagree
 ■ Neither agree nor disagree
 ■ Agree
 ■ Strongly agree

Sample Size: n=71

U.S. Avid Travelers \$150k+: Sustainability and Travel Responsibility Statements

Agreement Regarding Sustainable Practices While Traveling

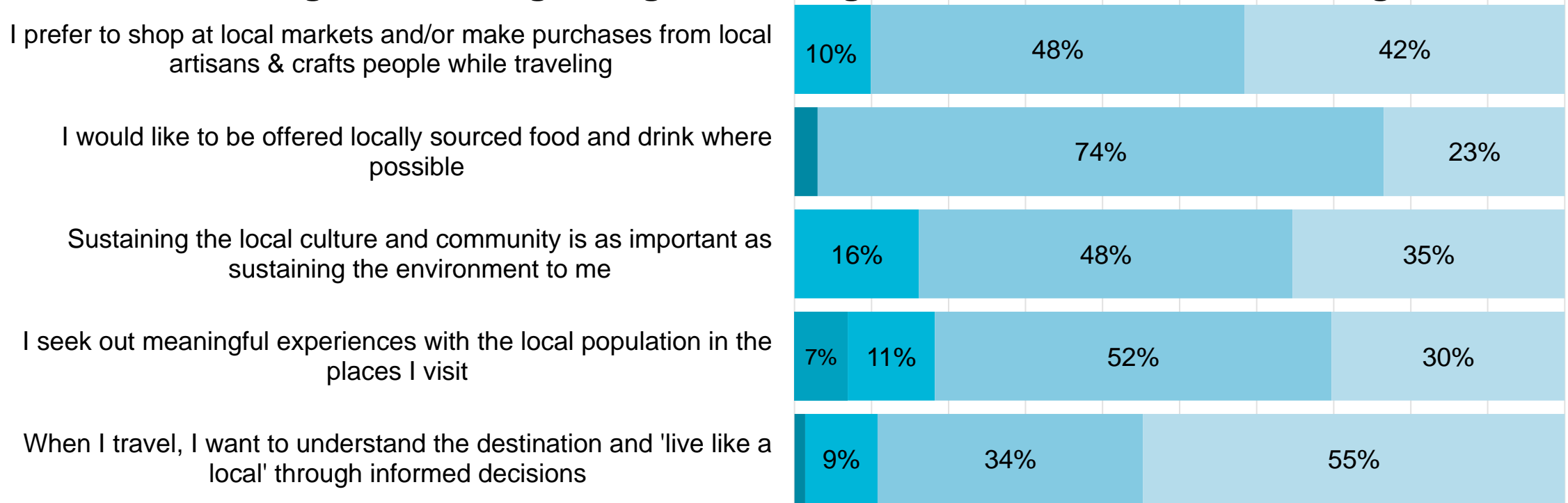


■ Strongly disagree
 ■ Disagree
 ■ Neither agree nor disagree
 ■ Agree
 ■ Strongly agree

Sample Size: n=31

U.S. Avid Travelers \$150k+: Sustainability and Travel Responsibility Statements

Agreement Regarding Sustaining Local Culture While Traveling

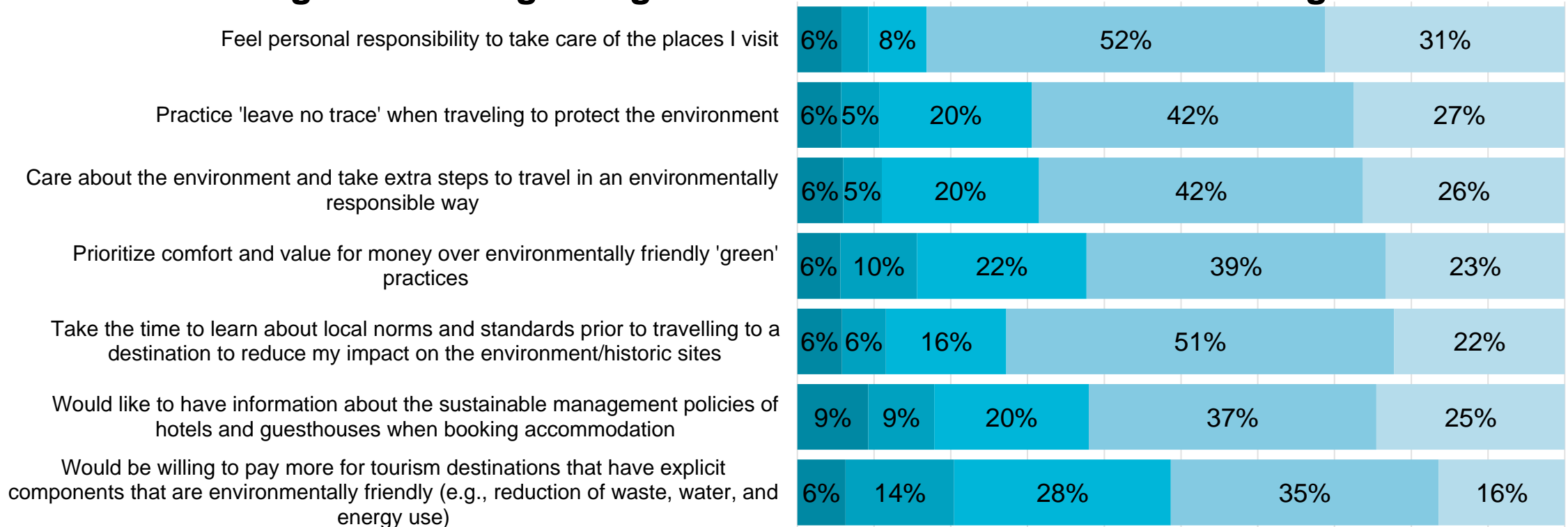


■ Strongly disagree
 ■ Disagree
 ■ Neither agree nor disagree
 ■ Agree
 ■ Strongly agree

Sample Size: n=31

U.S. Avid Travelers Long Distance Traveler: Sustainability and Travel Responsibility Statements

Agreement Regarding Sustainable Practices While Traveling



■ Strongly disagree
 ■ Disagree
 ■ Neither agree nor disagree
 ■ Agree
 ■ Strongly agree

Sample Size: n=287

U.S. Avid Travelers Long Distance Traveler: Sustainability and Travel Responsibility Statements

Agreement Regarding Sustaining Local Culture While Traveling

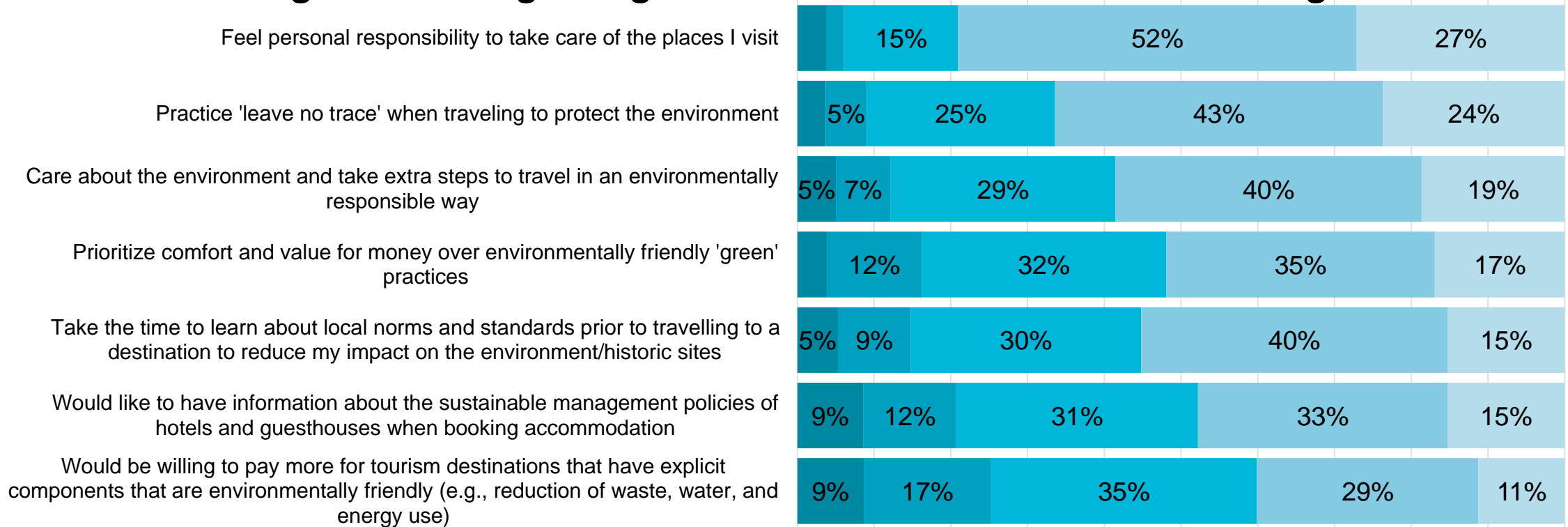


■ Strongly disagree
 ■ Disagree
 ■ Neither agree nor disagree
 ■ Agree
 ■ Strongly agree

Sample Size: n=287

U.S. Avid Travelers Nat Rep: Sustainability and Travel Responsibility Statements

Agreement Regarding Sustainable Practices While Traveling

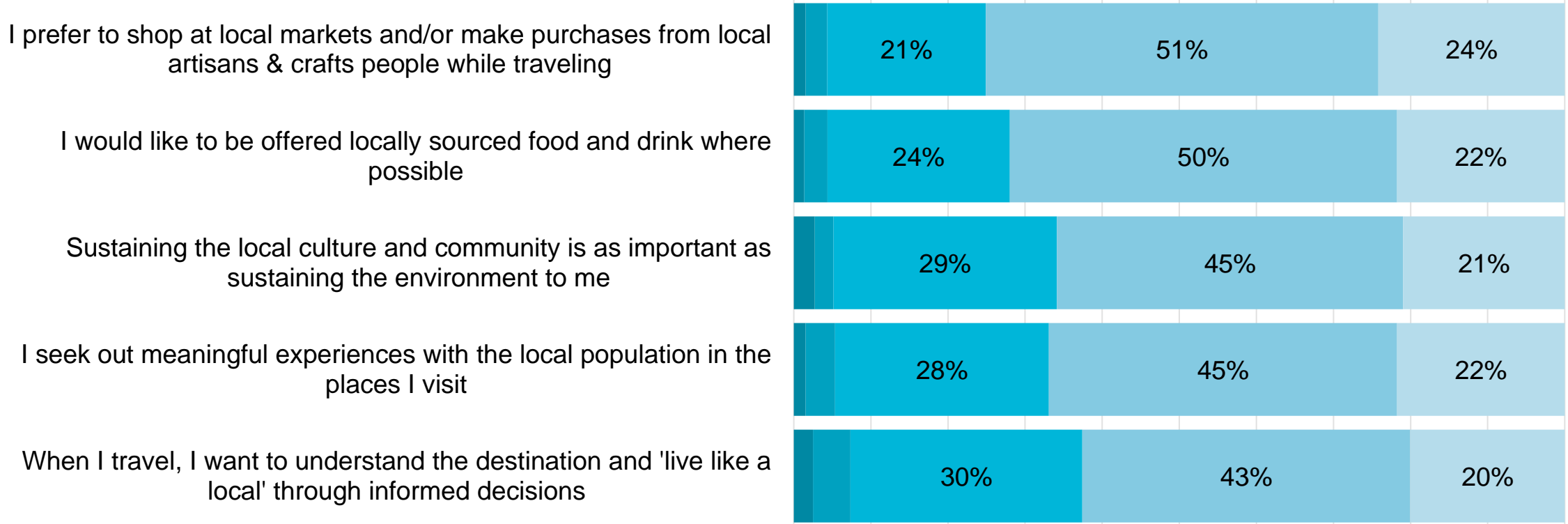


■ Strongly disagree
 ■ Disagree
 ■ Neither agree nor disagree
 ■ Agree
 ■ Strongly agree

Sample Size: n=1,960

U.S. Avid Travelers Nat Rep: Sustainability and Travel Responsibility Statements

Agreement Regarding Sustaining Local Culture While Traveling

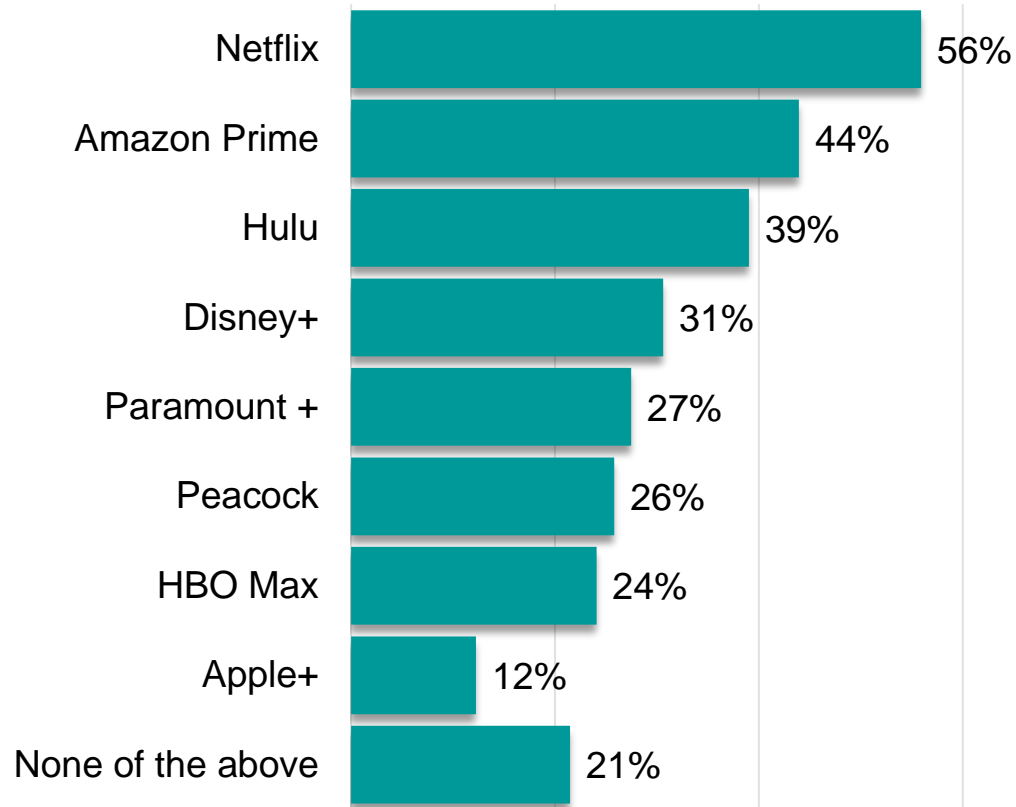


■ Strongly disagree
 ■ Disagree
 ■ Neither agree nor disagree
 ■ Agree
 ■ Strongly agree

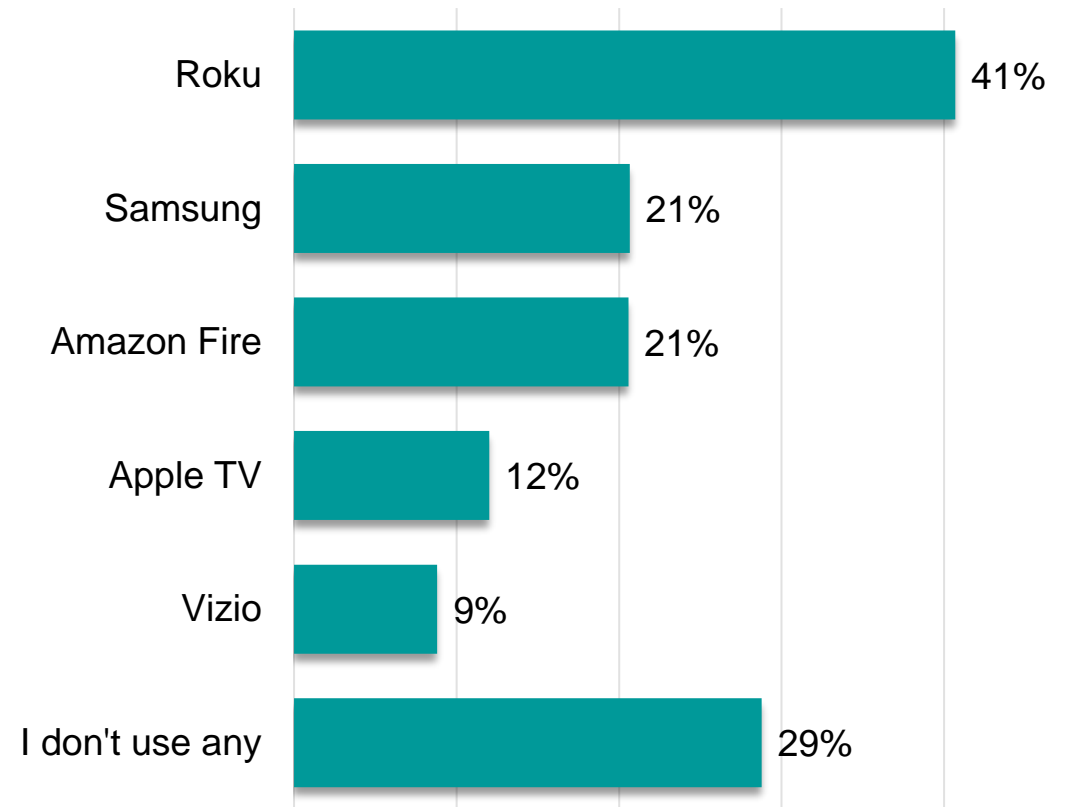
Sample Size: n=1,960

U.S. Media Consumption

Streaming Platforms Used Weekly



Connected Device Used

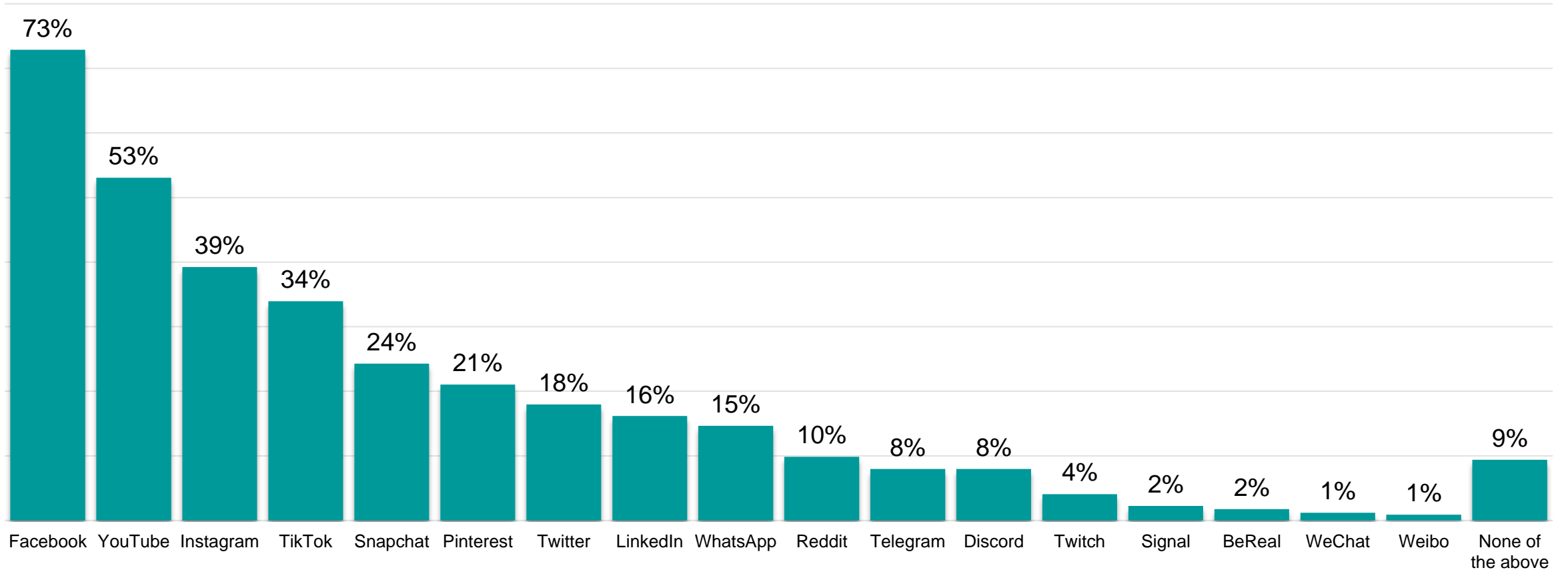


Sample Size: n=1,960

Which of the following streaming platforms do you view on a weekly basis, if any? Select all that apply. | Which Connected TV/Streaming Device do you currently use to view content? | Which of the following social media platforms and/or instant messaging apps have you used in the past week? | In which of the following ways did you become aware of various travel destinations to consider? | After seeing a travel destination, whether on TV, online, through social media or other channels, what actions do you typically take? **Select all that apply**

U.S. Media Consumption

Social Media Platforms Used Weekly



Sample Size: n=1,960

Which of the following streaming platforms do you view on a weekly basis, if any? Select all that apply. | Which Connected TV/Streaming Device do you currently use to view content? | Which of the following social media platforms and/or instant messaging apps have you used in the past week? | In which of the following ways did you become aware of various travel destinations to consider? | After seeing a travel destination, whether on TV, online, through social media or other channels, what actions do you typically take? **Select all that apply**

U.S. Media Consumption

Travel Destination Source of Awareness

Friends/Family	47%
Online	37%
Social Media	37%
TV commercials	29%
YouTube	27%
TV Program/Documentary	22%
Email	15%
Radio	10%
Newspaper	9%
Out of home advertising (e.g. Poster Billboards, bus shelter advertisements, etc.)	7%
I don't recall	15%

Actions Taken After Seeing an Ad for a Destination

I search for information about the destination online	45%
I talk to friends/family about the destination	33%
I go to the destination's website	31%
I look up the destination on social media	20%
I book travel to the destination almost immediately	7%
I don't do anything	21%
None of the above	8%

Sample Size: n=1,960