

2022 VISITOR PLANT INVENTORY



TABLE OF CONTENTS

Executive Summary	1
Overview.....	3
State of Hawai‘i	3
Inventory by Island.....	5
Island of Hawai‘i	5
Kaua‘i.....	6
Maui	7
Moloka‘i.....	8
Lāna‘i	9
O‘ahu.....	10
Inventory by Type	11
Hotels	11
Condominium Hotels.....	11
Timeshares	12
Bed & Breakfasts	12
Vacation Rental Units.....	13
Apartment/Hotels	14
Hostels	14
Other	15
VISITOR PLANT INVENTORY TABLES.....	16
Table 1: Available Units by County, 1965 to 2022	16
Table 2: Inventory by Island and Property Type	17
Table 3: Inventory by Island and Unit Type	19
Table 4: Inventory by Area and Property Type	21
Table 5: Inventory by Area and Unit Type	27
Table 6: Class of Units by Island	33
Table 7: Class of Units by Type	34
Table 8: Timeshare Properties by Island and Area	36
Table 9: Planned Additions and New Developments – County of Hawai‘i.....	39
Table 10: Planned Additions and New Developments – County of Kaua‘i.....	45
Table 11: Planned Additions and New Developments – County of Maui	46
Table 11: Planned Additions and New Developments – County of Maui (Continued)	47
Table 12: Planned Additions and New Developments – City & County of Honolulu	48
Table 13: Visitor Plant Inventory Reductions	50
Table 14: Individually Advertised Vacation Rental Units by County	51
2022 VISITOR PLANT INVENTORY: LIST OF PROPERTIES	52

METHODS AND PROCEDURES: Visitor Plant Inventory	53
DEFINTIONS.....	56
Type of Units	56
Class of Units.....	57
APPENDIX A: Survey Forms.....	59
Cover Letter Sample	59
Repeat Participant Survey Form	60
Repeat Participant Survey Form Vacation Rental Units, Bed & Breakfast, Hostel, and Others	61
New Properties Survey Form	62
AOUO Survey.....	63
Definition Sheet	65

TABLE OF FIGURES

Figure 1: State of Hawai'i - Inventory by Island (Units)	3
Figure 2: State of Hawai'i - Inventory by Unit Type.....	3
Figure 3: State of Hawai'i - Inventory by Island (Properties)	3
Figure 4: State of Hawai'i - Inventory by Property Type.....	4
Figure 5: State of Hawai'i - Inventory by Price Class.....	4
Figure 6: Hawai'i Island - Inventory by Unit Type	5
Figure 7: Hawai'i Island - Inventory by Property Type.....	5
Figure 8: Hawai'i Island – Inventory by Price Class.....	5
Figure 9: Kaua'i – Inventory by Unit Type	6
Figure 10: Kaua'i – Inventory by Property Type.....	6
Figure 11: Kaua'i – Inventory by Price Class	6
Figure 12: Maui – Inventory by Unit Type	7
Figure 13: Maui – Inventory by Property Type	7
Figure 14: Maui – Inventory by Price Class.....	7
Figure 15: Moloka'i – Inventory by Unit Type.....	8
Figure 16: Moloka'i – Inventory by Property Type.....	8
Figure 17: Moloka'i – Inventory by Price Class.....	8
Figure 18: Lāna'i – Inventory by Unit Type.....	9
Figure 19: Lāna'i – Inventory by Property Type	9
Figure 20: Lāna'i – Inventory by Price Class.....	9
Figure 21: O'ahu - Inventory by Unit Type	10
Figure 22: O'ahu - Inventory by Property Type	10
Figure 23: O'ahu – Inventory by Price Class	10
Figure 24: Hotel – Inventory by Island (Units).....	11
Figure 25: Hotel – Inventory by Island (Properties).....	11
Figure 26: Condo Hotel – Inventory by Island (Units)	11
Figure 27: Condo Hotel – Inventory by Island (Properties)	11
Figure 28: Timeshare – Inventory by Island (Units).....	12
Figure 29: Timeshare – Inventory by Island (Properties).....	12
Figure 30: B&B – Inventory by Island (Units).....	12
Figure 31: B&B – Inventory by Island (Properties).....	12
Figure 32: Vacation Rentals – Inventory by Island (Units)	13
Figure 33: Vacation Rentals – Inventory by Island (Properties)	13

Figure 34: Vacation Rentals – Inventory by Island & Type (Units)	13
Figure 35: Apartment/Hotel – Inventory by Island (Units).....	14
Figure 36: Apartment/Hotel – Inventory by Island (Properties).....	14
Figure 37: Hostel – Inventory by Island (Units).....	14
Figure 38: Hostel – Inventory by Island (Properties).....	14
Figure 39: Other – Inventory by Island (Units)	15
Figure 40: Other – Inventory by Island (Properties)	15

PREFACE

The 2022 Visitor Plant Inventory (VPI) report was produced by Kloninger & Sims Consulting LLC for the Department of Business, Economic Development & Tourism (DBEDT).

As part of the Tourism Research program, DBEDT conducted a survey on statewide visitor accommodations in 2022. This report provides the results of this survey presenting statistics on the number of visitor units, island distribution, type of property and class of rooms. As in previous reports, island and district names were written in proper Hawaiian language orthography. However, individual property names were not written in the same manner unless the words were easily identifiable (i.e., island names).

The Hawai'i Visitors and Convention Bureau (HVCB) first published the Visitor Plant Inventory in 1964 and every year thereafter, except 1995 and 1998. HVCB did not conduct a survey in 1995 and did not publish hard copies of the report in 1998. The Department of Business, Economic Development and Tourism (DBEDT) published the VPI reports annually from 1999 through 2008. The Hawaii Tourism Authority conducted the survey from 2009 through 2020. In 2021, the Visitor Plant Inventory report returned to being published by DBEDT.

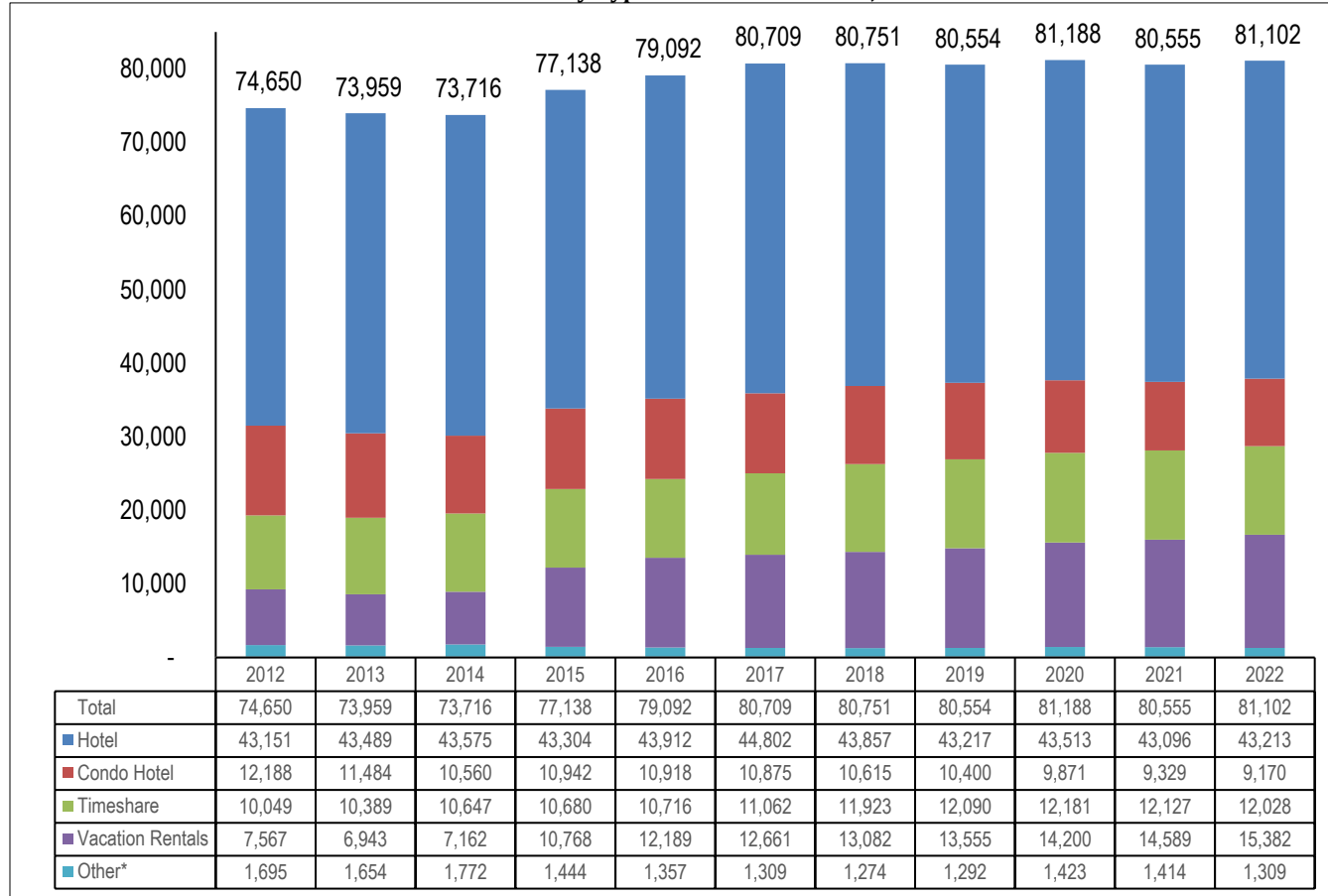
Many of Hawai'i's visitor accommodations suspended operation for much of 2020 and some of 2021, due to the COVID-19 pandemic and resulting travel restrictions. For the purpose of the VPI, the visitor units in properties that had temporarily suspended operation due to the pandemic were counted in the supply of visitor units. Visitor units in properties that had announced that they would remain closed for an extended period of time to renovate were not included in the VPI count. This is consistent with a long-standing VPI practice of excluding from the inventory any visitor units in properties temporarily closed for renovation.

The 2022 Visitor Plant Inventory report is posted on the DBEDT website:
<https://dbedt.hawaii.gov/visitor/visitor-plant/>

For further information, contact DBEDT at (808) 586-2466, <https://dbedt.hawaii.gov>.

Executive Summary

Visitor Unit Counts by Type of Accommodations, 2012-2022



*Other includes Apartment Hotels, B&Bs, Hostels, and Other units.

The number of visitor units in the State of Hawai'i increased by 0.7 percent in 2022, a total of 81,102 units.

A majority of the lodging supply in the state (53.3 percent) was made up of Hotel units (43,213 units), slightly higher (0.3 percent) compared to 2021. Nearly two-thirds (62.2 percent) of all hotel rooms (26,870 rooms) were located on O'ahu.

Vacation Rental Units¹ (VRU's) accounted for 19.0 percent of all lodging units in 2022 (15,382 units), a 5.4 percent increase compared to 2021. Vacation Rental Units² include condominium units, houses, villas, cottages, and private and shared rooms.

The number of visitor units at Timeshare properties accounted for 14.8 percent of the lodging supply, a slight decrease compared to 2021 (-0.8 percent).

¹ Vacation Rental Units were referred to as Individual Vacation Units ("IVU") prior to the 2014 VPI.

² The VPI's definition of Vacation Rental Units is presented on page 56. VPI Vacation Rentals should not be equated with other definitions of transient vacation rental units as described by county-level ordinances.

Condo Hotel units accounted for 9,170 visitor units in 2022. Condo Hotels consist of individually deeded condominium units but provide hotel-like services such as a front desk and often daily housekeeping service. The overall number of Condo Hotel units decreased by 1.7 percent. Most of the state's Condo Hotel supply was located on O'ahu (3,989) and Maui (3,501 units).

Overview

State of Hawai'i

The total number of units in the State of Hawai'i Visitor Plant Inventory for 2022 was 81,102 visitor units, a slight 0.7 percent increase compared to 2021. [Figure 1].

- Nearly half (48.3 percent) of the state's visitor units were located on O'ahu, with the majority of units located in Waikīkī. Maui had the second most units (26.6 percent) followed by Hawai'i Island (13.0 percent) and Kaua'i (11.3 percent). Moloka'i and Lāna'i had the fewest lodging units and combined totaled less than one percent of all Hawai'i lodging units.
- A large majority of the lodging supply in the state was made up of Hotel units (53.3 percent). Vacation Rentals, Timeshares, and Condo Hotels accounted for 19.0 percent, 14.8 percent, and 11.3 percent of all lodging units, respectively.

Figure 1: State of Hawai'i - Inventory by Island (Units)

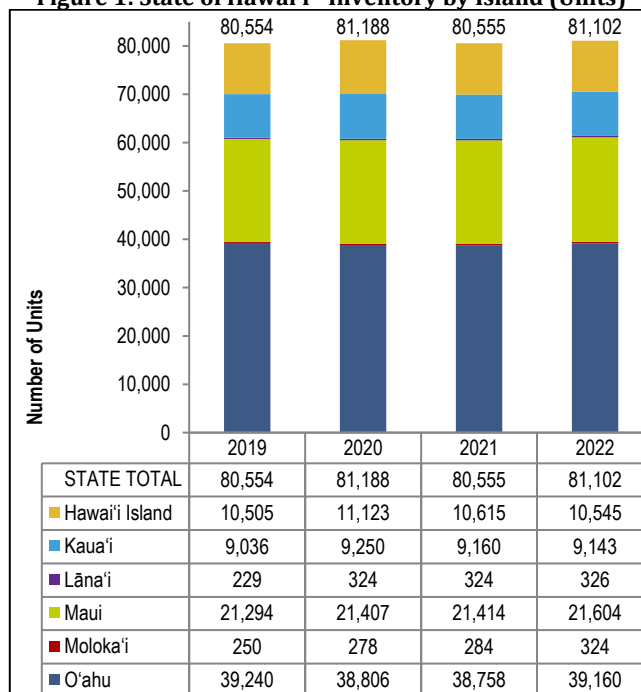


Figure 2: State of Hawai'i - Inventory by Unit Type

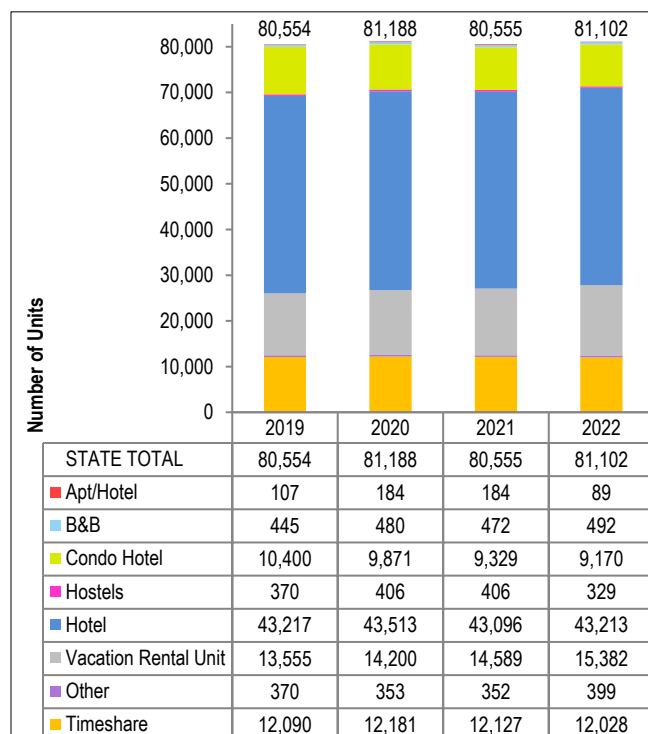


Figure 3: State of Hawai'i - Inventory by Island (Properties)

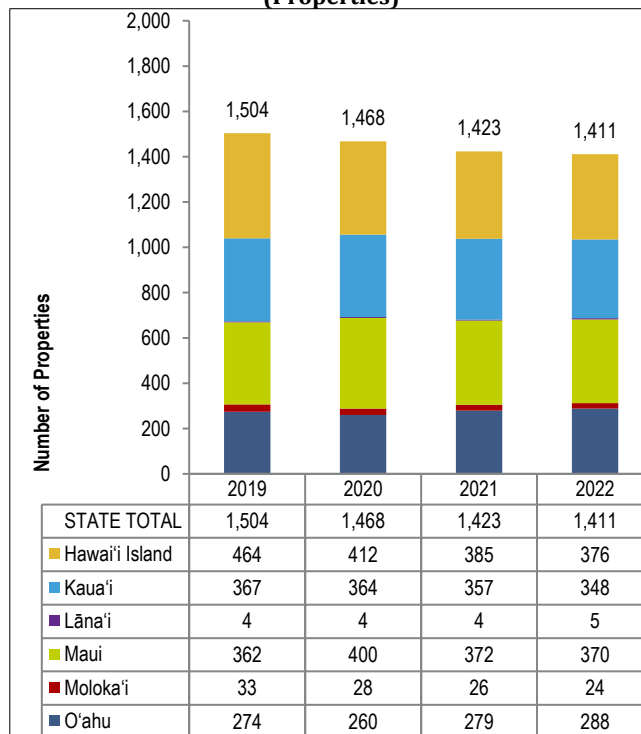


Figure 4: State of Hawai'i - Inventory by Property Type

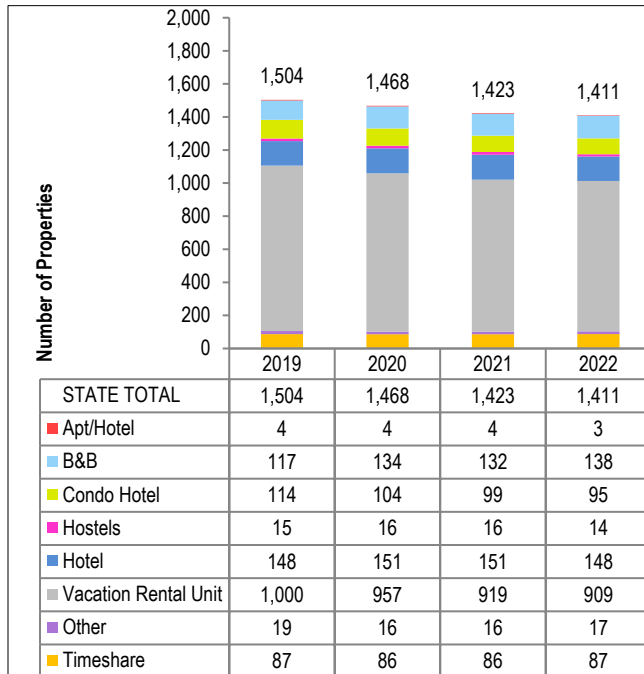
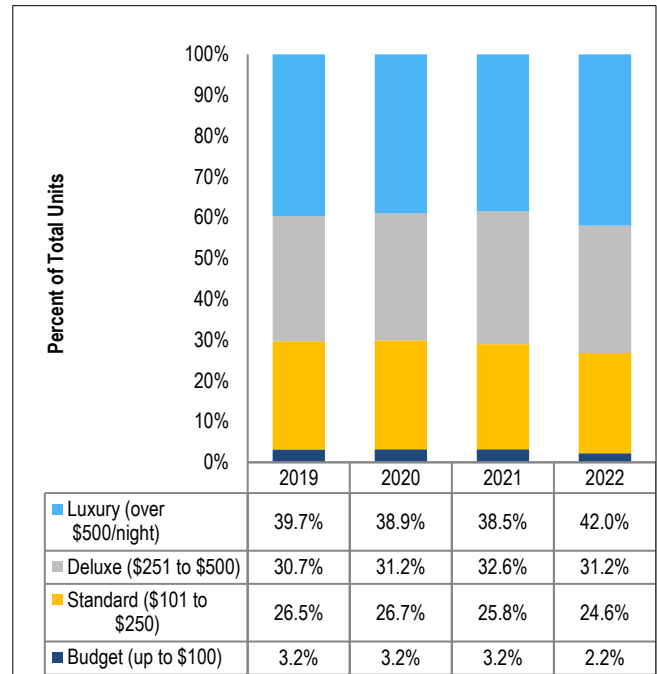


Figure 5: State of Hawai'i - Inventory by Price Class



Percentages reflect reporting units only.

Inventory by Island

Island of Hawai'i

The overall visitor unit count on Hawai'i Island totaled 10,545 units, a slight decrease compared to the previous year.

- Hotels continued to comprise the bulk of Hawai'i Island's visitor plant inventory (5,609 units) [Figure 6].
- In 2022, a higher proportion of visitor units were categorized in the Luxury category compared to previous years (49.6 percent).
- The former 110-room Uncle Billy's Kona Hotel remains closed. The new owner is renovating the property with plans to re-open in 2023.
- The tower portion of the former 145-room Kona Seaside Hotel is closed for renovations. The adjacent low rise with 23 rooms continued to operate as Kona Seaside Hotel during 2022.

Figure 6: Hawai'i Island - Inventory by Unit Type

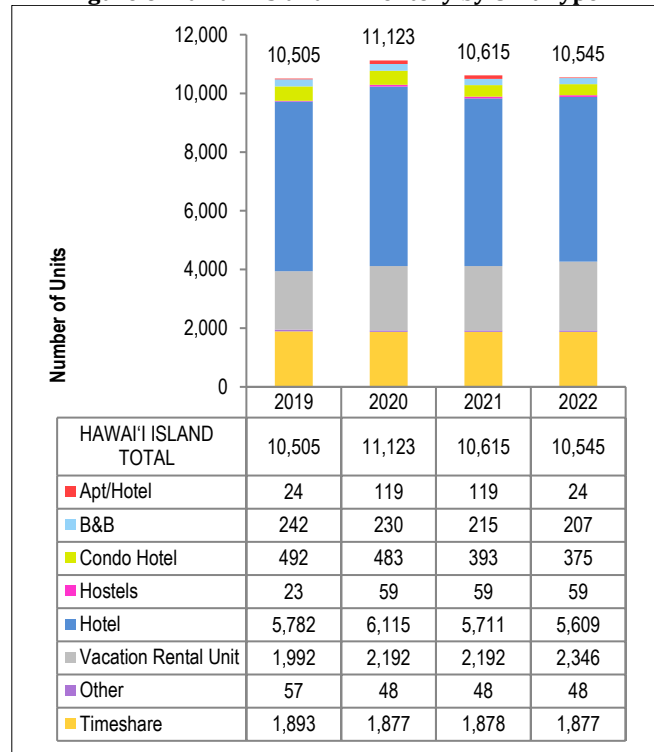


Figure 7: Hawai'i Island - Inventory by Property Type

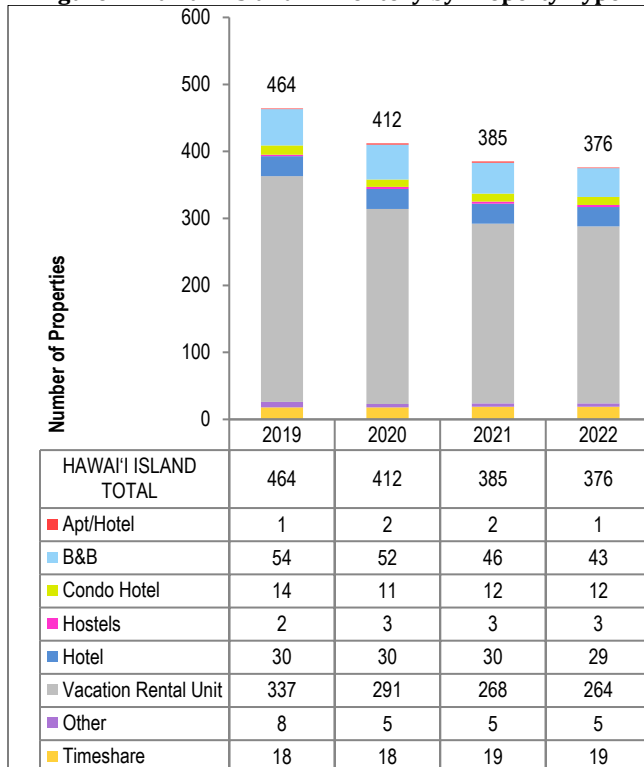
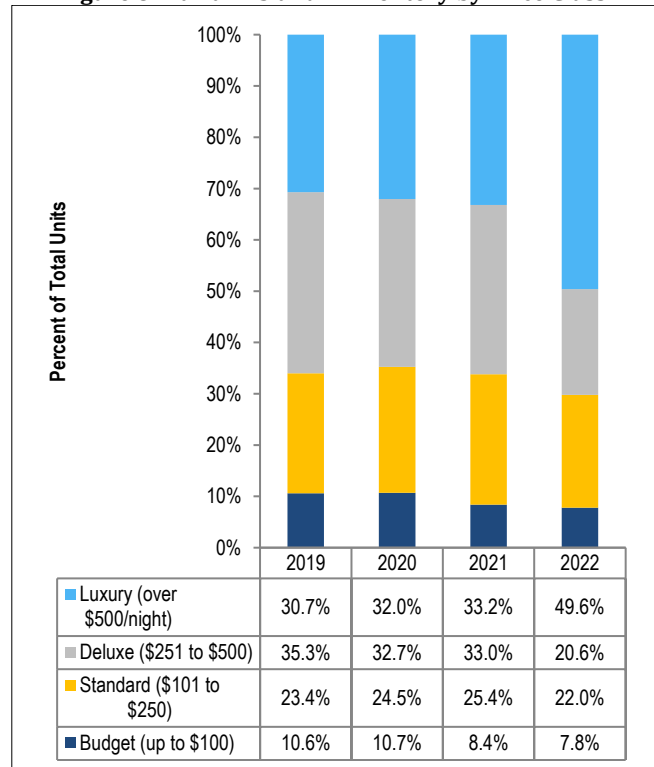


Figure 8: Hawai'i Island - Inventory by Price Class



*Percentages reflect reporting units only.

Kaua'i

The overall number of visitor units on Kaua'i totaled 9,143 units (-0.2 percent).

- Hotel units made up the largest share of visitor units on Kaua'i (33.3 percent) followed by Timeshare units (29.3 percent).
- In 2022, a higher proportion of visitor units were categorized in the Luxury category compared to previous years (45.1 percent).
- 21-room hotel Garden Island Inn is closed for visitors in 2022, and only accepts long-term rentals.

Figure 9: Kaua'i – Inventory by Unit Type

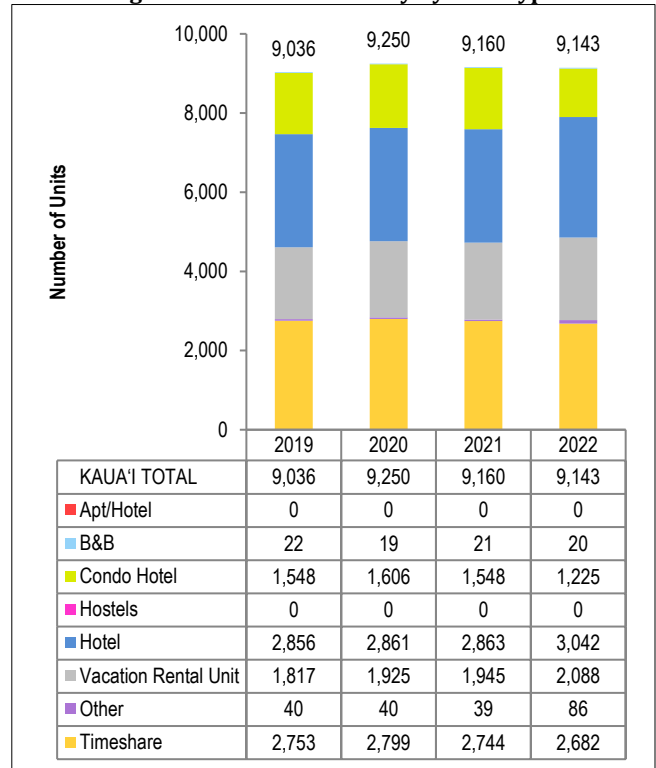


Figure 10: Kaua'i – Inventory by Property Type

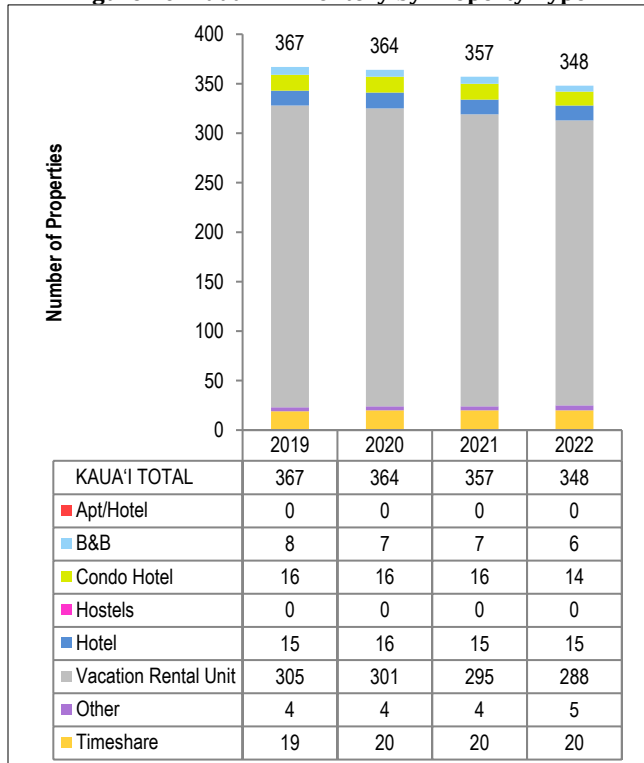
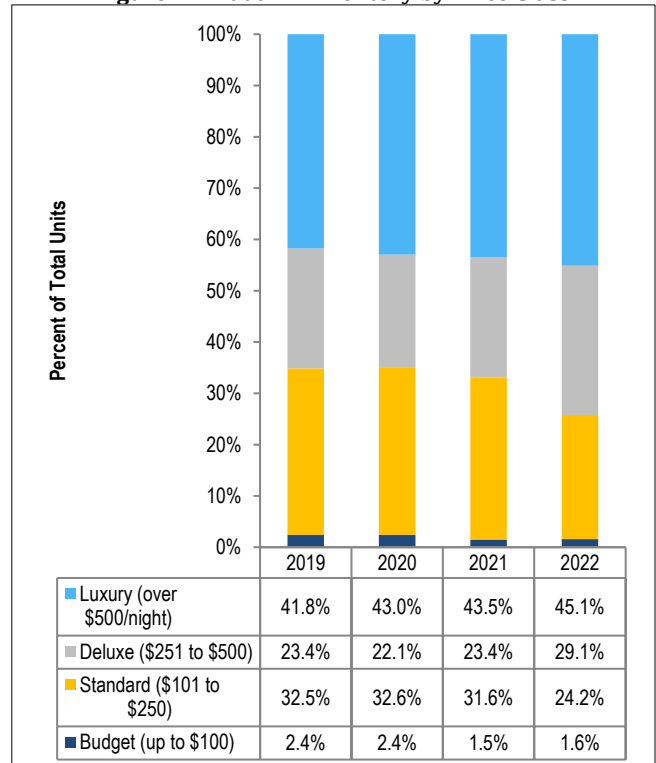


Figure 11: Kaua'i – Inventory by Price Class



*Percentages reflect reporting units only.

Maui

The overall number of lodging units on Maui totaled 21,604 units, a 0.9 percent increase compared to the previous year.

- Hotel rooms continued to account for the largest share of Maui's visitor units in 2022, with 34.1 percent of the supply. VRUs represented 31.2 percent of Maui's visitor accommodation units in 2022, a slight increase compared to previous years.
- The majority of Maui's visitor units were in the Luxury and Deluxe price classes as the bulk of Maui's visitor accommodation supply consists of high-end properties in the luxury regions of Wailea and Lahaina-Kā'anapali-Nāpili-Kapalua [Figure 14]. Luxury and Deluxe priced visitor units combined represented 83.7 percent of the supply.

Figure 12: Maui – Inventory by Unit Type

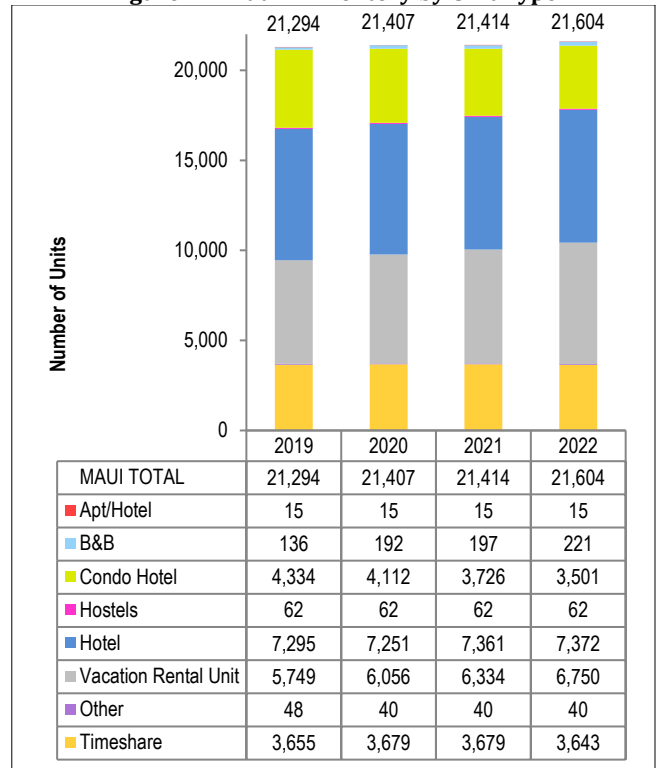


Figure 13: Maui – Inventory by Property Type

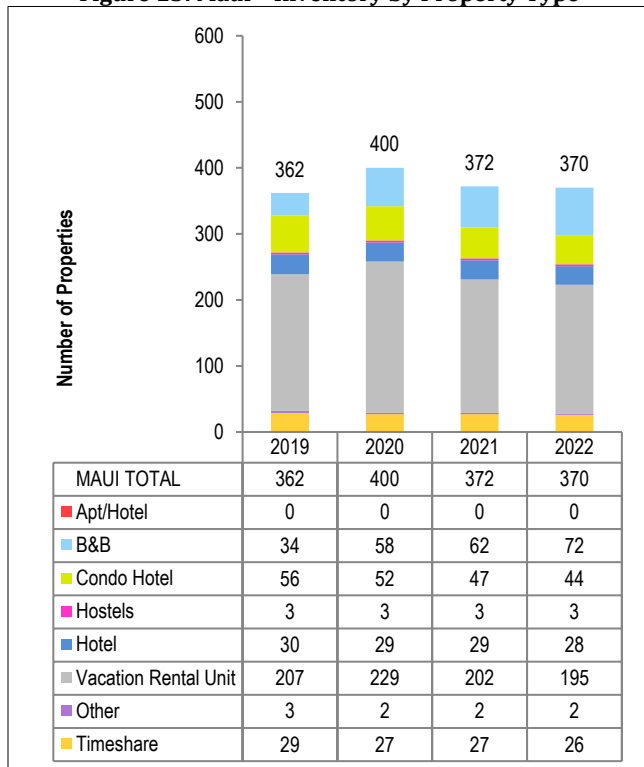
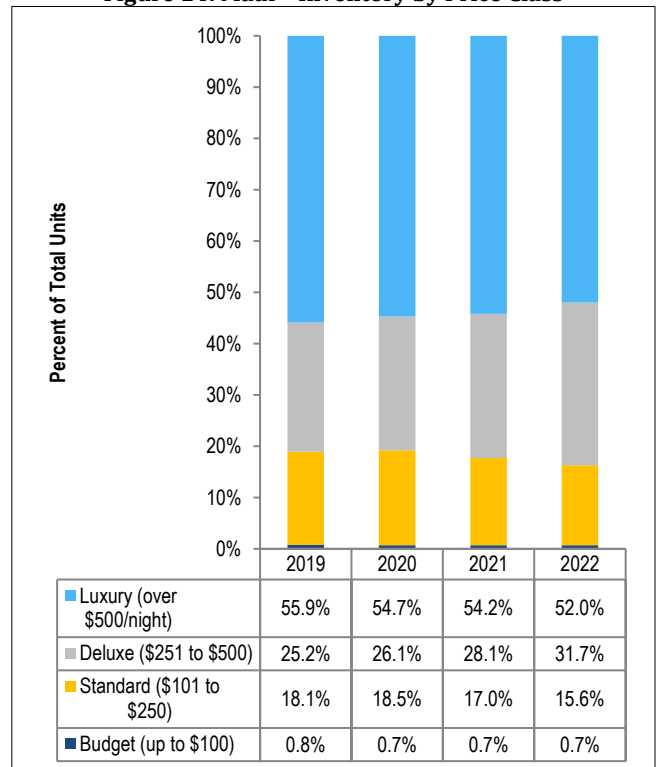


Figure 14: Maui – Inventory by Price Class



Moloka'i

The overall visitor unit count on Moloka'i increased in 2022 to 324 units.

- There were no Hotels, Hostels or Apartment Hotels on Moloka'i in 2022 [Figure 16].
- The island saw an increase in VR Condo units due to better survey reporting. Many of these units were likely used as visitor accommodations in previous years as well.
- In 2022, 4.0 percent of Molokai's visitor units fell within the Deluxe price class. The majority of visitor units on Moloka'i were within the Standard price class category (95.3 percent) [Figure 17].

Figure 15: Moloka'i – Inventory by Unit Type

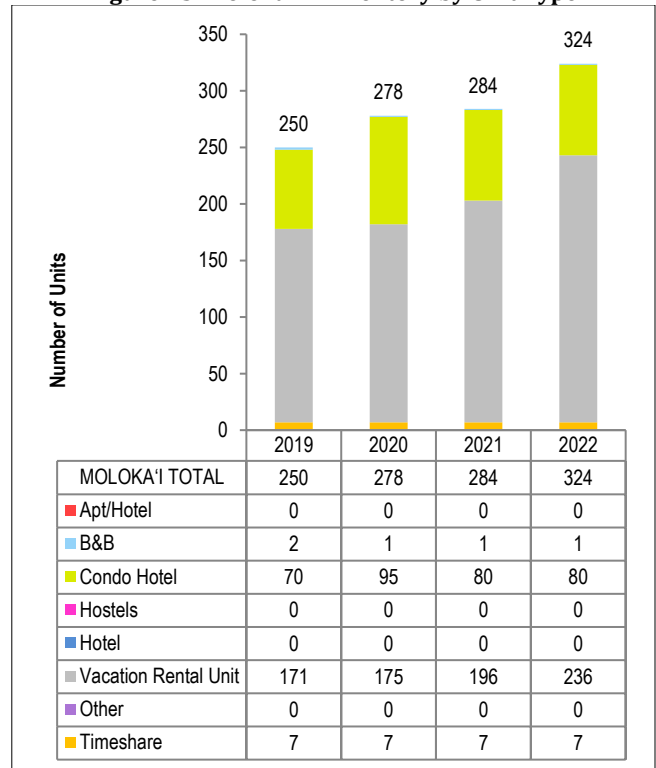


Figure 16: Moloka'i – Inventory by Property Type

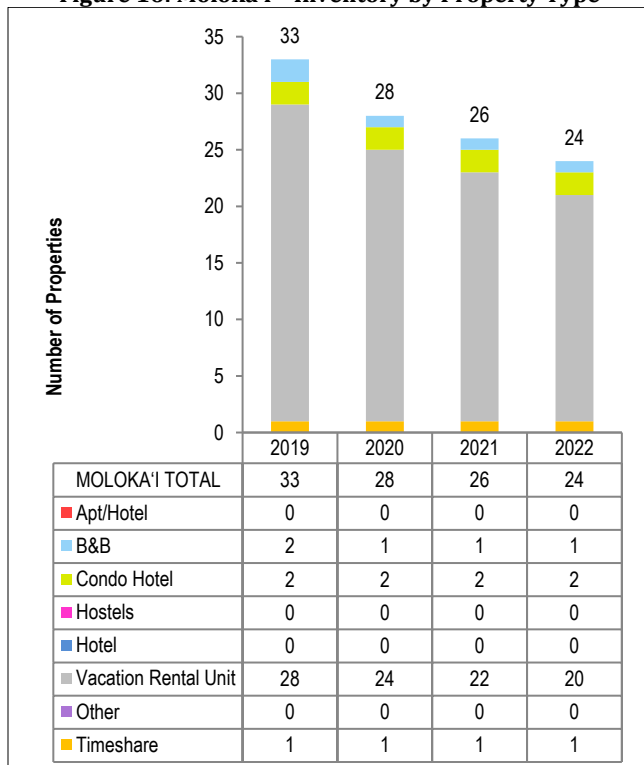
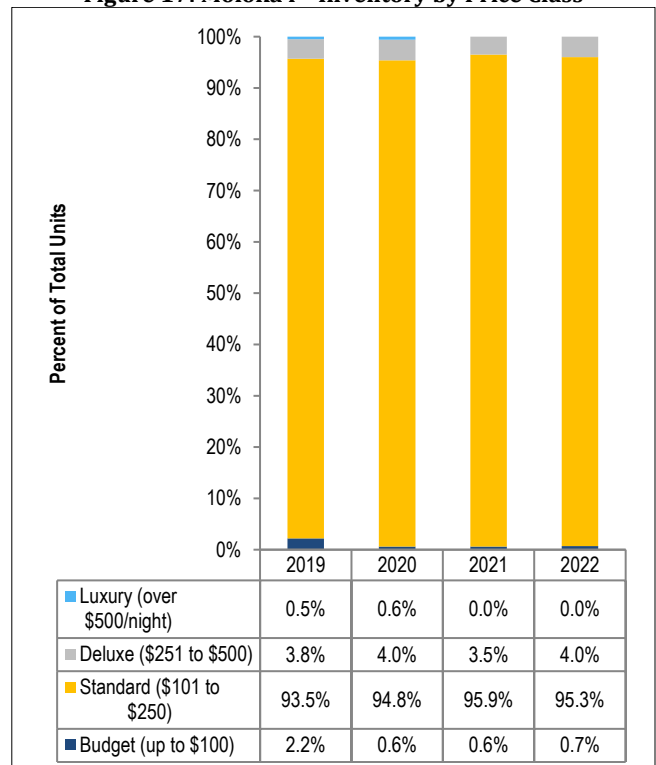


Figure 17: Moloka'i – Inventory by Price Class



*Percentages reflect reporting units only.

Lānaʻi

Lānaʻi's visitor supply was unchanged in 2022 and continues to be dominated by two Four Seasons-branded hotels.

- Hotel units remained the majority of Lānaʻi's lodging supply (98.2 percent). All other property types totaled only 6 units [Figure 18].
- In 2022, the majority of Lanaʻi's visitor units were within the Luxury price class category (69.1 percent).

Figure 18: Lānaʻi – Inventory by Unit Type

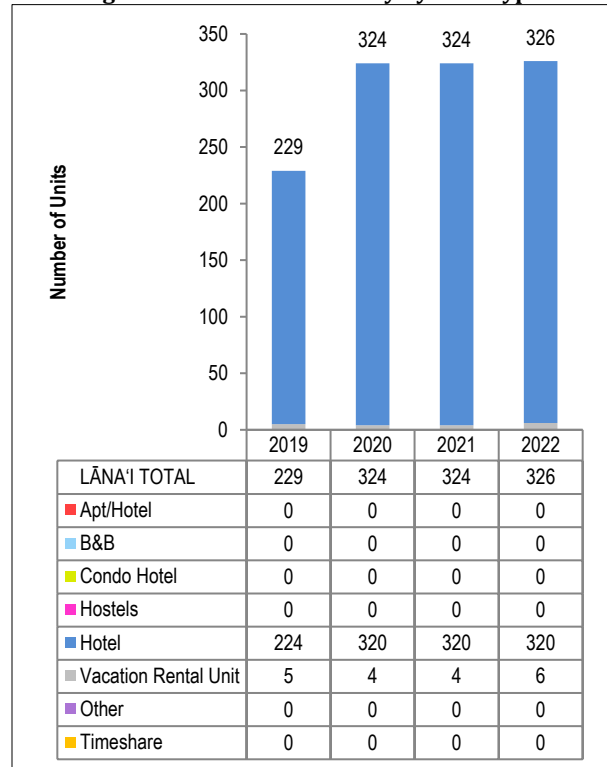


Figure 19: Lānaʻi – Inventory by Property Type

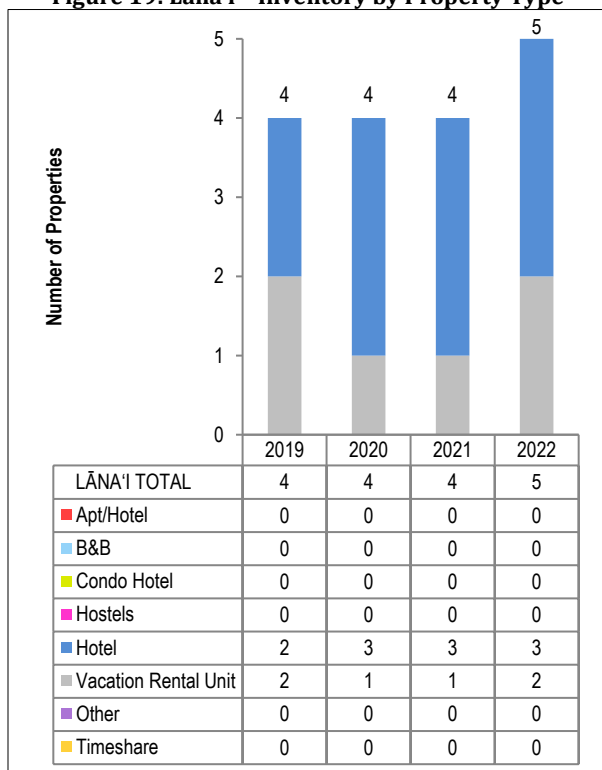
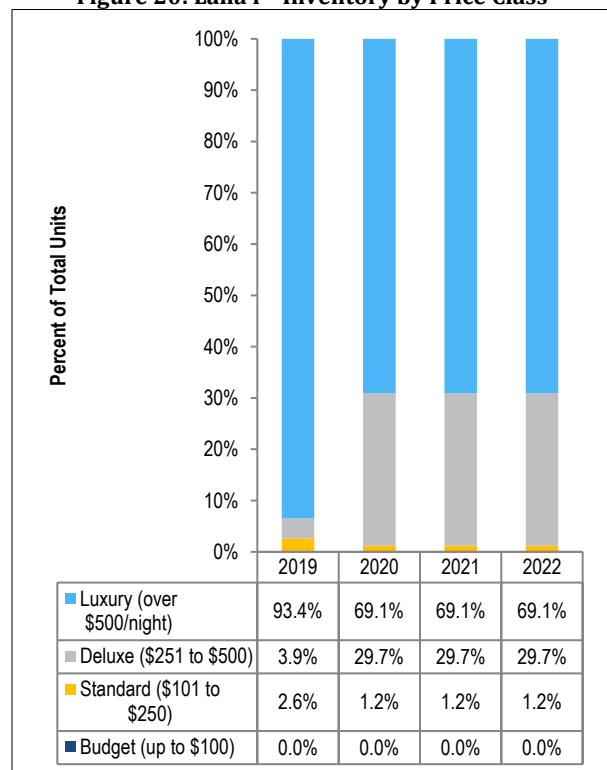


Figure 20: Lānaʻi – Inventory by Price Class



O'ahu

The number of visitor units on O'ahu was 39,160 in 2022, a 1.0 percent increase compared to 2021.

- Hotels continued to dominate O'ahu's overall supply in 2022, accounting for 68.6 percent of the island's supply.
- The 453-room Halekulani hotel was reopened in October 2021 after the hotel had been closed for renovations in 2021.

Figure 21: O'ahu - Inventory by Unit Type

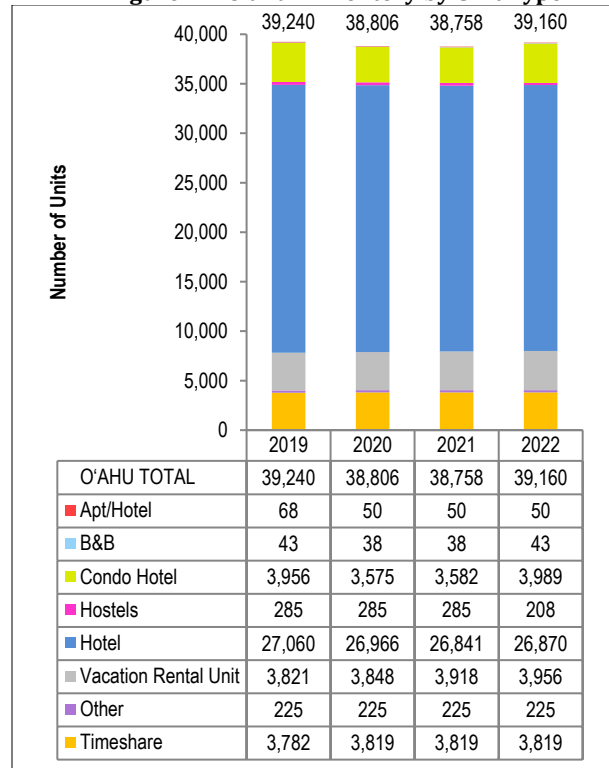


Figure 22: O'ahu - Inventory by Property Type

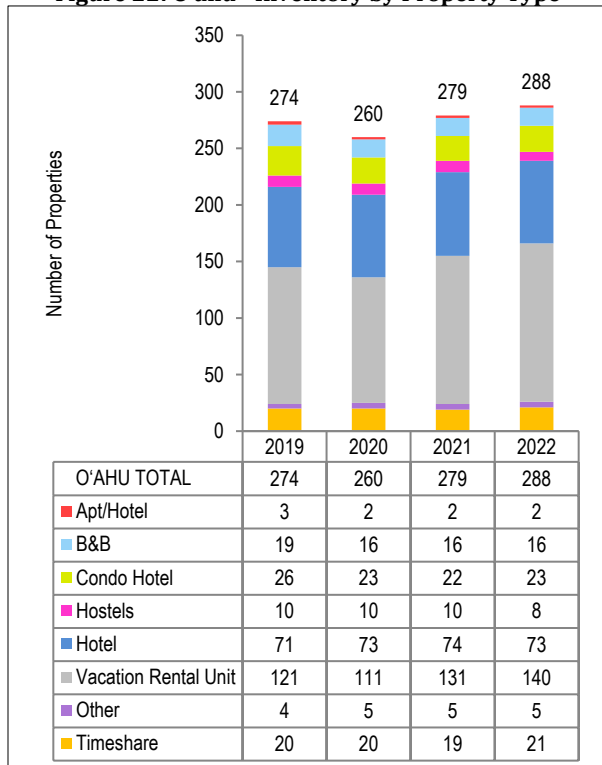
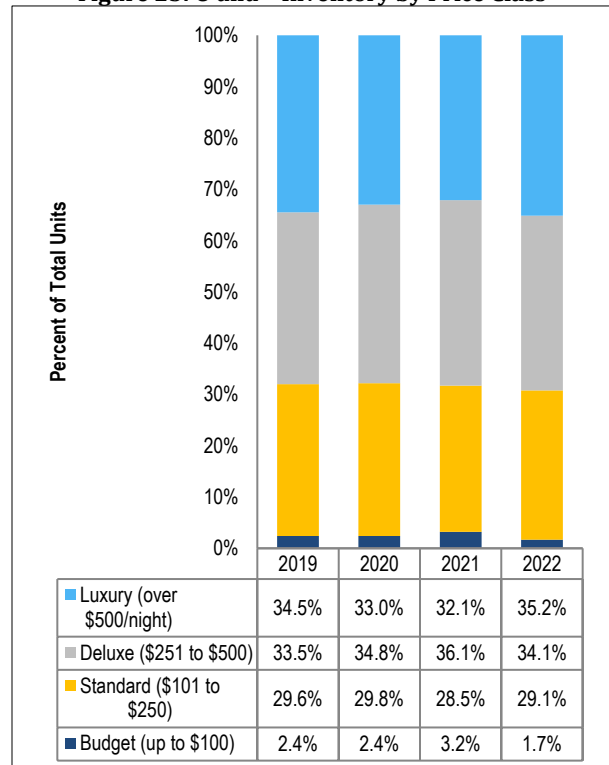


Figure 23: O'ahu - Inventory by Price Class



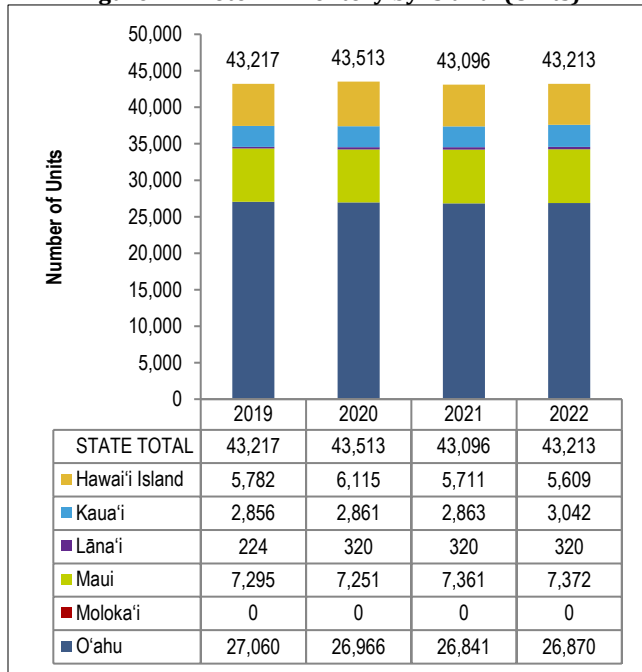
Percentages reflect reporting units only.

Inventory by Type

Hotels

Hotel units made up the largest share of all visitor units in the state, and O'ahu continues to supply the majority of these units (62.2 percent).

Figure 24: Hotel – Inventory by Island (Units)



Condominium Hotels

The statewide number of Condo Hotel units decreased to 9,170 (-1.7 percent). Condo Hotel units comprised 11.3 percent of statewide visitor units in 2022.

Figure 26: Condo Hotel – Inventory by Island (Units)

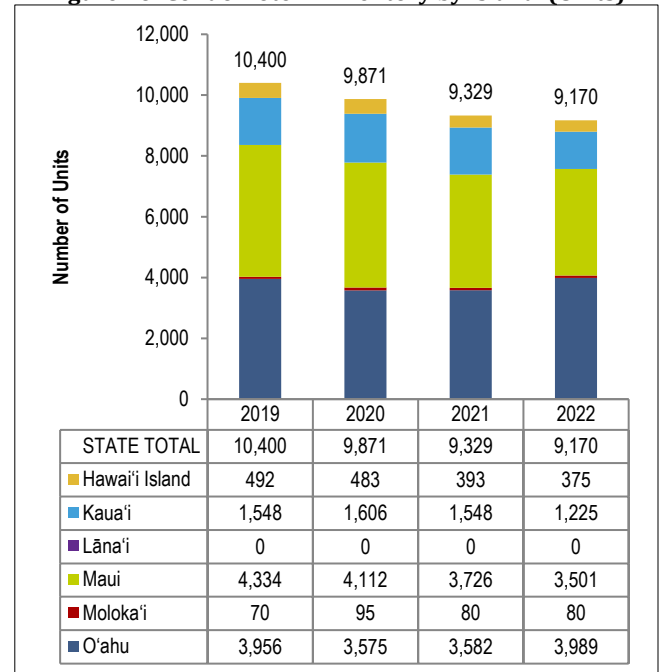


Figure 25: Hotel – Inventory by Island (Properties)

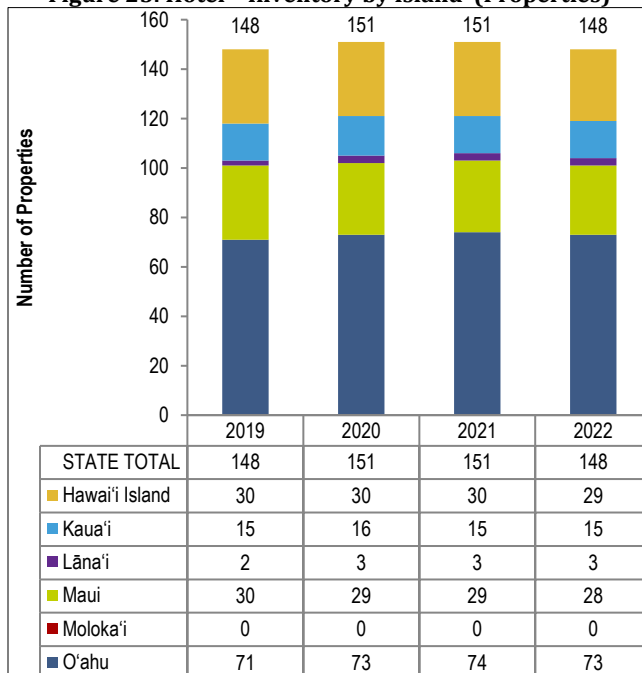
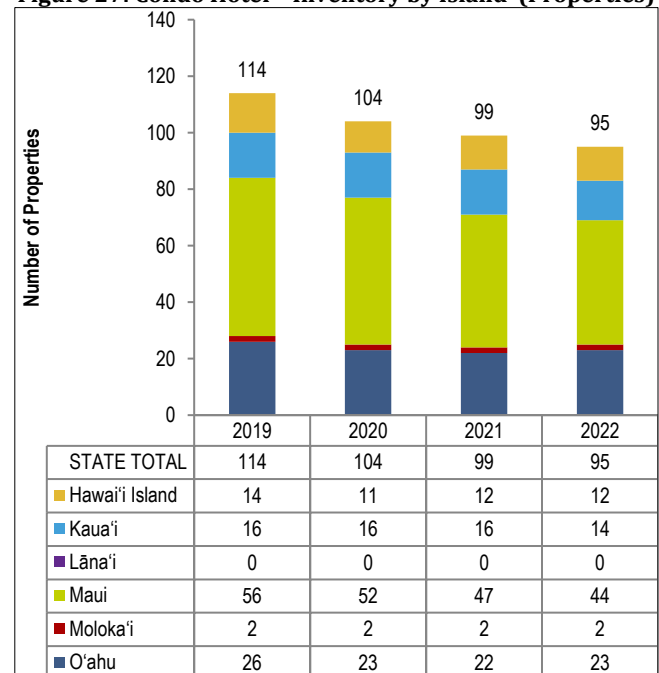


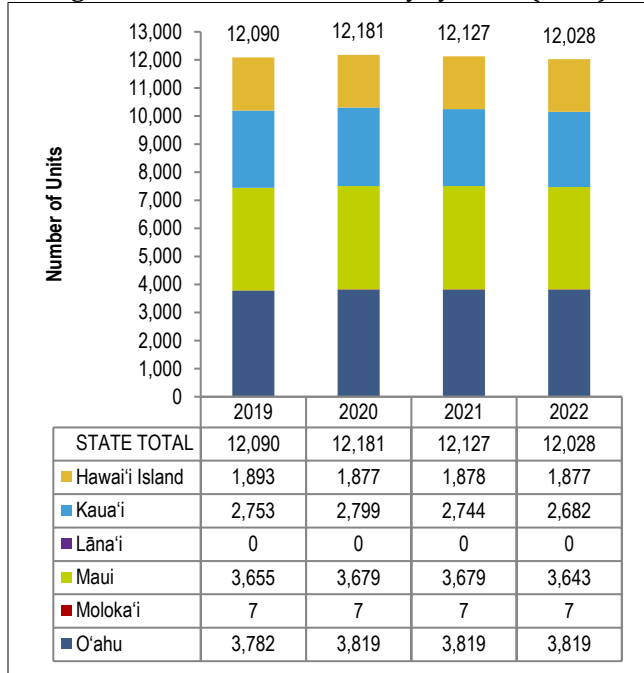
Figure 27: Condo Hotel – Inventory by Island (Properties)



Timeshares

The state's Timeshare supply decreased to 12,028 units over the previous year (-0.8 percent). The largest share of units were located on O'ahu and Maui, with 31.8 and 30.3 percent of all units, respectively [Figure 28].

Figure 28: Timeshare – Inventory by Island (Units)



Bed & Breakfasts

The number of B&B units across the state increased compared to 2021 (4.2 percent).

Figure 30: B&B – Inventory by Island (Units)

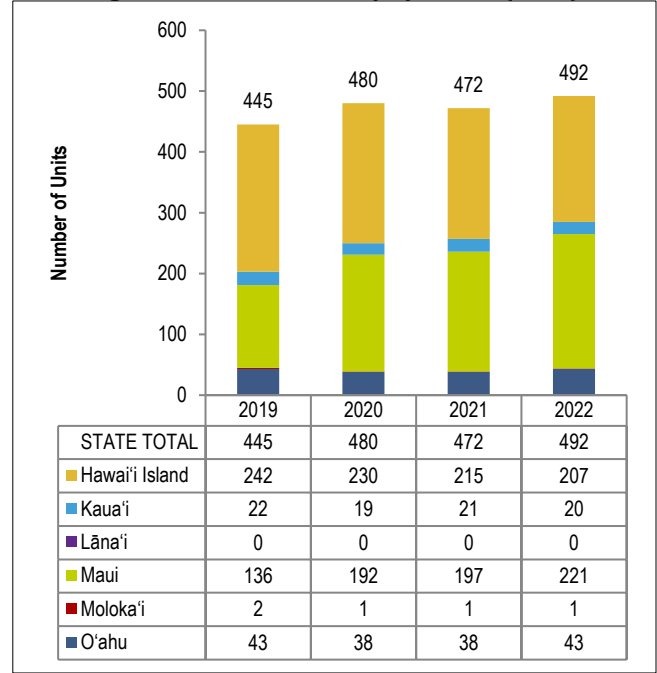


Figure 29: Timeshare – Inventory by Island (Properties)

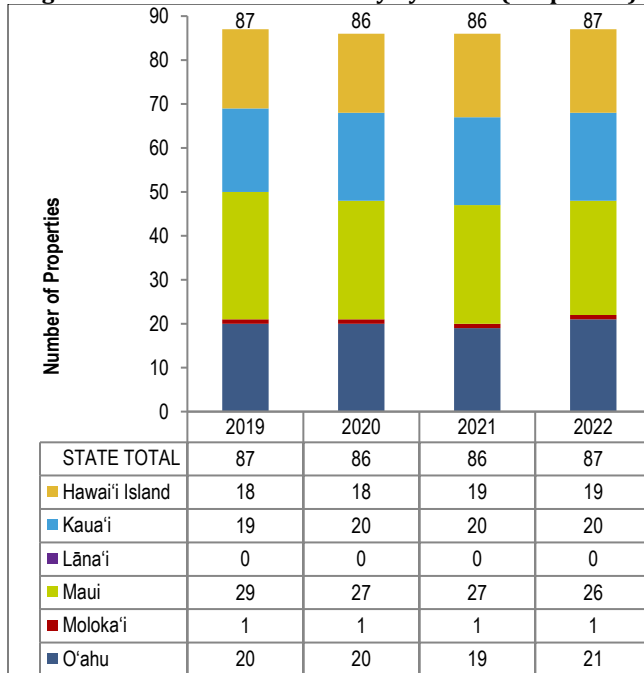
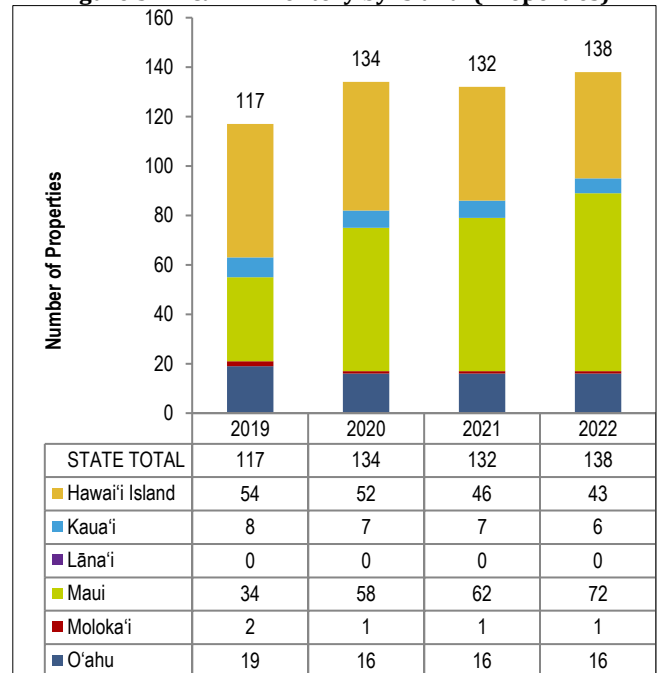


Figure 31: B&B – Inventory by Island (Properties)



Vacation Rental Units

The number of Vacation Rental Units (VRUs) in the state totaled 15,382 units in 2022, an increase over the previous year (5.4 percent). Maui had the largest inventory of VRUs with a 43.9 percent share of the state's total supply.

The majority of VRUs were represented by VR Condo units, representing 94.7 percent of all reported VRUs.

Figure 32: Vacation Rentals – Inventory by Island (Units)

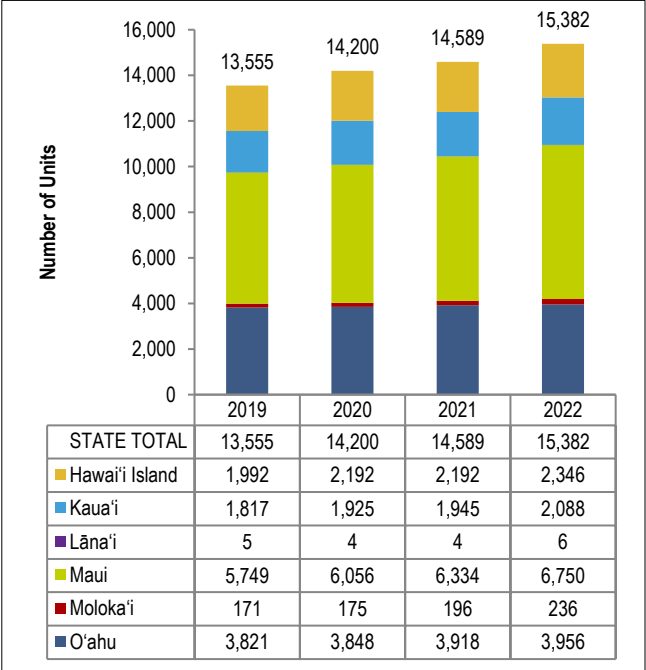


Figure 33: Vacation Rentals – Inventory by Island (Properties)

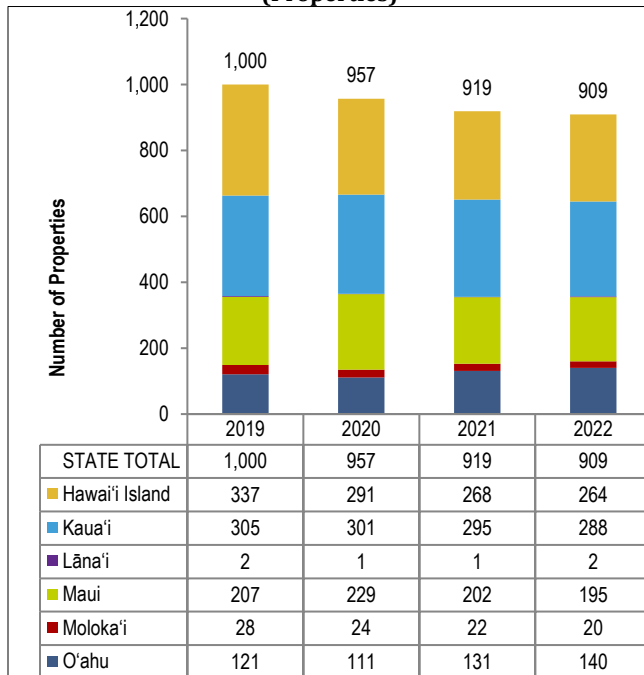
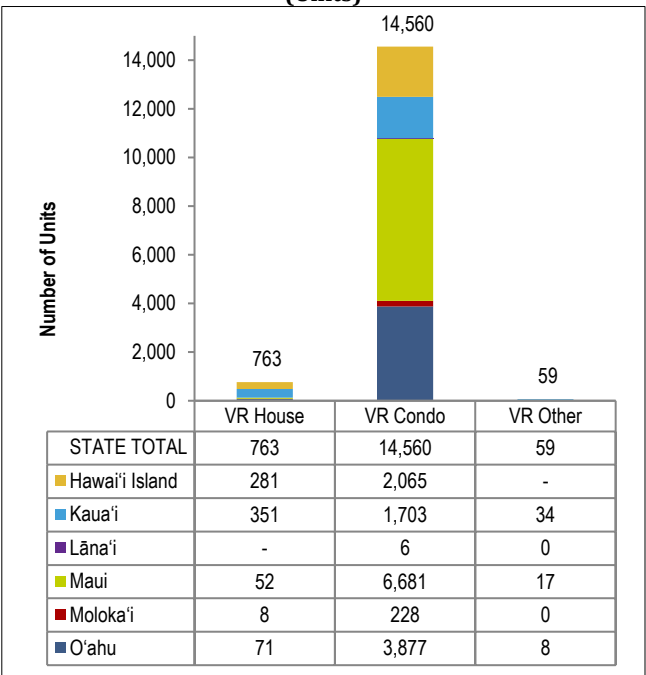


Figure 34: Vacation Rentals – Inventory by Island & Type (Units)



Apartment/Hotels

The overall state supply of Apartment Hotel units decreased slightly over the previous year.

Figure 35: Apartment/Hotel – Inventory by Island (Units)

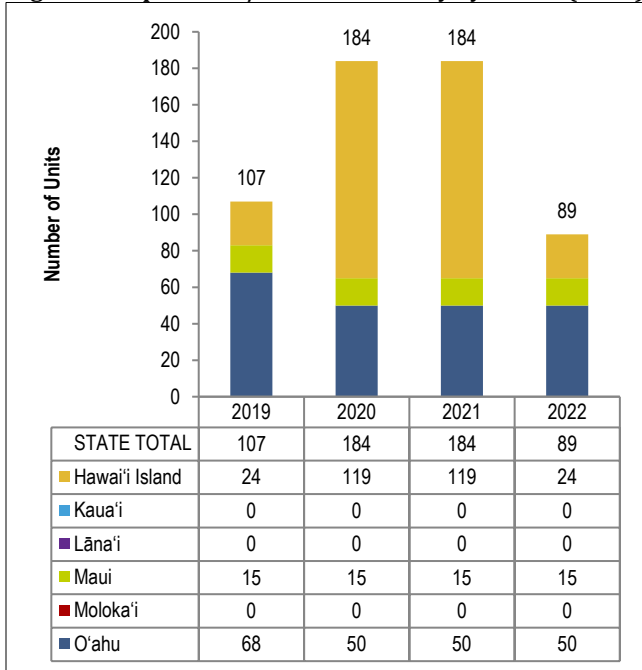
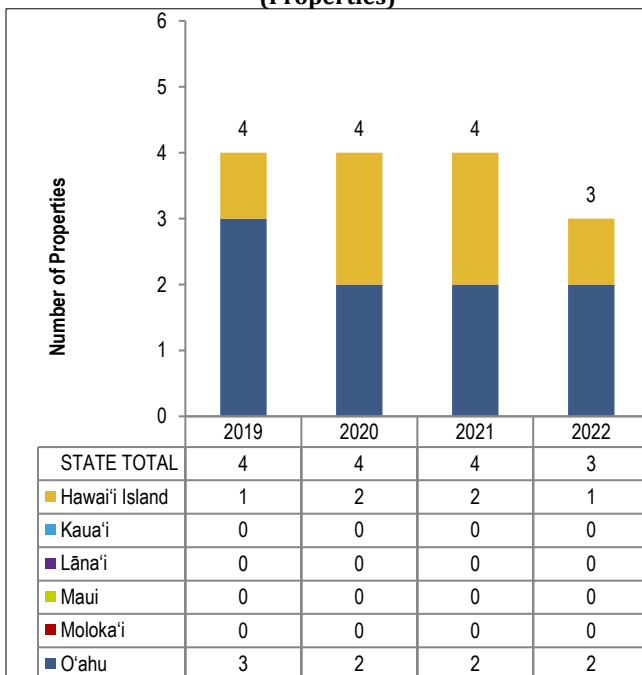


Figure 36: Apartment/Hotel – Inventory by Island (Properties)



Hostels

The overall number of Hostel properties and hostel units in the State decreased in 2022.

Figure 37: Hostel – Inventory by Island (Units)

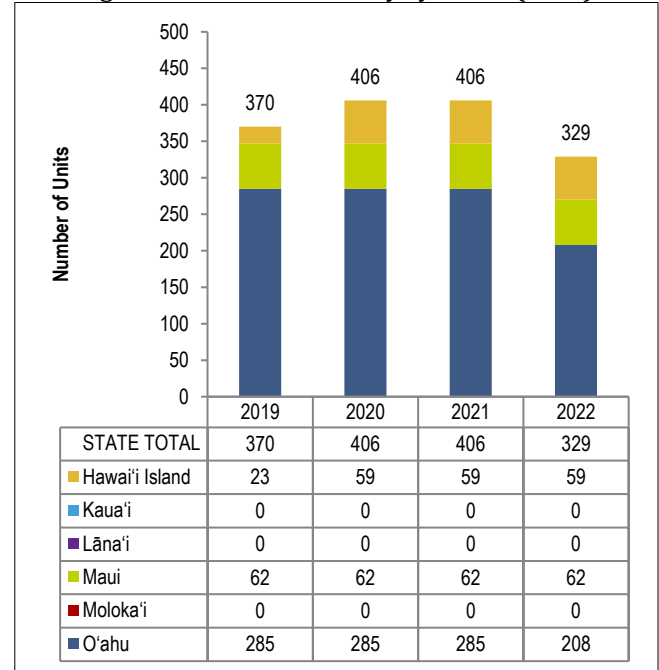
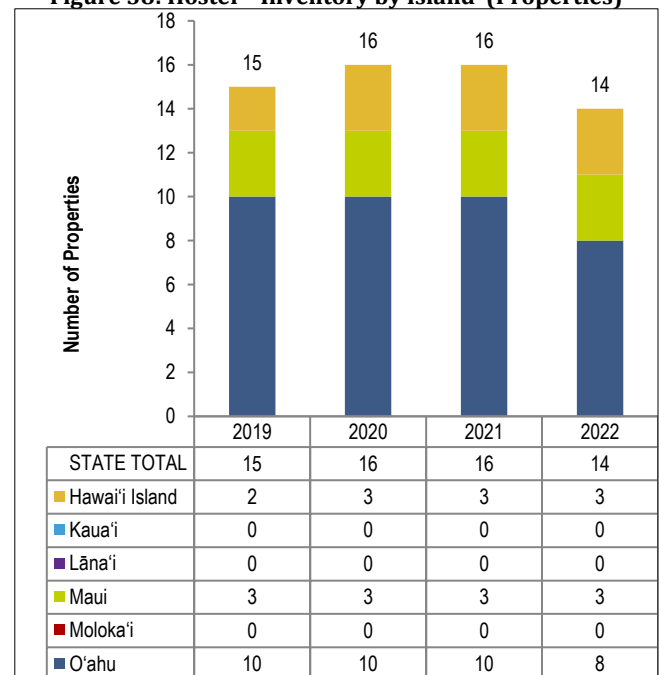


Figure 38: Hostel – Inventory by Island (Properties)



Other

The number of units in the “Other” category, which includes lodges, inns, and other forms of accommodations increased by 13.4 percent in 2022.

Figure 39: Other – Inventory by Island (Units)

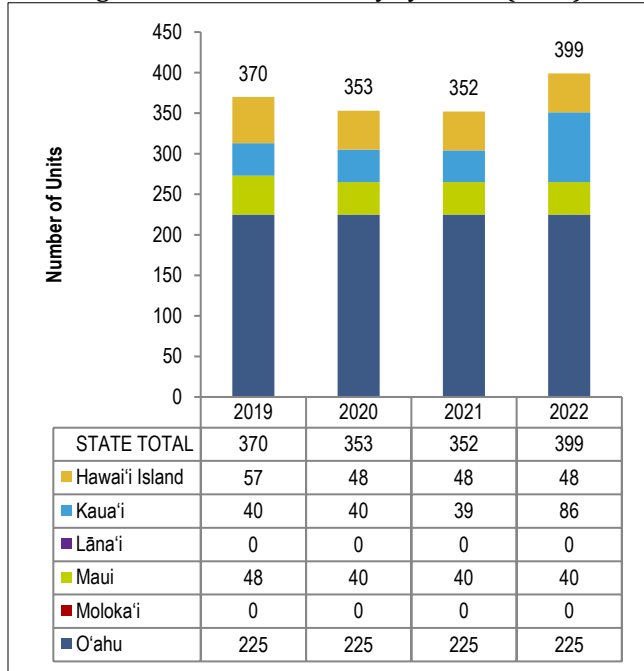
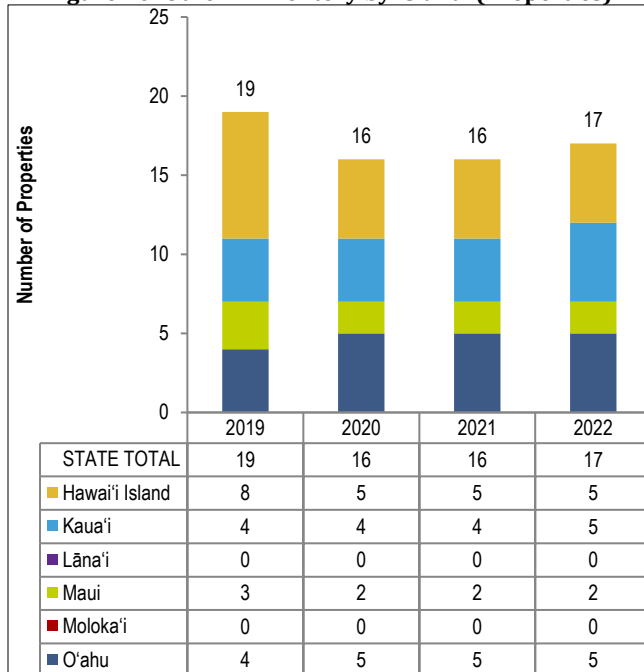


Figure 40: Other – Inventory by Island (Properties)



VISITOR PLANT INVENTORY TABLES
Table 1: Available Units by County, 1965 to 2022

YEAR	STATE TOTAL	% CHANGE	HAWAI'I ISLAND	% CHANGE	KAUAI	% CHANGE	MAUI COUNTY	% CHANGE	O'AHU	% CHANGE
1965	12,903		865		776		1,231		10,031	
1966	14,827	14.9%	1,387	60.3%	860	10.8%	1,497	21.6%	11,083	10.5%
1967	17,217	16.1%	1,790	29.1%	1,115	29.7%	1,714	14.5%	12,598	13.7%
1968	18,657	8.4%	2,188	22.2%	1,260	13.0%	2,043	19.2%	13,166	4.5%
1969	22,801	22.2%	2,480	13.3%	1,914	51.9%	2,415	18.2%	15,992	21.5%
1970	26,923	18.1%	3,166	27.7%	2,565	34.0%	2,743	13.6%	18,449	15.4%
1971	32,289	19.9%	3,435	8.5%	2,628	2.5%	3,695	34.7%	22,531	22.1%
1972	35,797	10.9%	4,241	23.5%	2,719	3.5%	4,095	10.8%	24,742	9.8%
1973	36,608	2.3%	4,796	13.1%	2,629	-3.3%	4,075	-0.5%	25,108	1.5%
1974	38,675	5.6%	5,234	9.1%	2,868	9.1%	5,208	27.8%	25,365	1.0%
1975	39,632	2.5%	5,348	2.2%	3,102	8.2%	5,830	11.9%	25,352	-0.1%
1976	42,648	7.6%	6,045	13.0%	3,520	13.5%	7,232	24.0%	25,851	2.0%
1977	44,986	5.5%	5,929	-1.9%	3,657	3.9%	8,037	11.1%	27,363	5.8%
1978	47,070	4.6%	6,002	1.2%	3,786	3.5%	8,736	8.7%	28,546	4.3%
1979	49,832	5.9%	6,093	1.5%	4,202	11.0%	9,472	8.4%	30,065	5.3%
1980	54,246	8.9%	5,889	-3.3%	4,322	2.9%	9,701	2.4%	34,334	14.2%
1981	56,769	4.7%	6,705	13.9%	4,738	9.6%	11,359	17.1%	33,967	-1.1%
1982	57,968	2.1%	7,167	6.9%	5,147	8.6%	12,162	7.1%	33,492	-1.4%
1983	58,765	1.4%	7,469	4.2%	4,193	-18.5%	12,749	4.8%	34,354	2.6%
1984	62,448	6.3%	7,149	-4.3%	5,313	26.7%	13,138	3.1%	36,848	7.3%
1985	65,919	5.6%	7,511	5.1%	5,656	6.5%	14,152	7.7%	38,600	4.8%
1986	66,308	0.6%	7,280	-3.1%	5,922	4.7%	14,096	-0.4%	39,010	1.1%
1987	65,318	-1.5%	7,328	0.7%	5,956	0.6%	13,849	-1.8%	38,185	-2.1%
1988	69,012	5.7%	8,823	20.4%	7,180	20.6%	15,168	9.5%	37,841	-0.9%
1989	67,734	-1.9%	8,161	-7.5%	7,398	3.0%	15,708	3.6%	36,467	-3.6%
1990	71,266	5.2%	8,952	9.7%	7,546	2.0%	17,869	13.8%	36,899	1.2%
1991	72,275	1.4%	9,383	4.8%	7,567	0.3%	18,702	4.7%	36,623	-0.7%
1992	73,089	1.1%	9,170	-2.3%	7,778	2.8%	19,290	3.1%	36,851	0.6%
1993	69,502	-4.9%	9,140	-0.3%	4,631	-40.5%	19,127	-0.8%	36,604	-0.7%
1994	70,463	1.4%	9,595	5.0%	5,870	26.8%	18,804	-1.7%	36,194	-1.1%
1995										
1996	70,288	-0.2%	9,558	-0.4%	6,760	15.2%	17,824	-5.2%	36,146	-0.1%
1997	71,025	1.0%	9,913	3.7%	6,589	-2.5%	18,552	4.1%	35,971	-0.5%
1998	71,480	0.6%	9,655	-2.6%	6,969	5.8%	18,650	0.5%	36,206	0.7%
1999	71,157	-0.5%	9,815	1.7%	6,872	-1.4%	18,609	-0.2%	35,861	-1.0%
2000	71,506	0.5%	9,774	-0.4%	7,159	4.2%	18,270	-1.8%	36,303	1.2%
2001	72,204	1.0%	9,944	1.7%	7,202	0.6%	18,234	-0.2%	36,824	1.4%
2002	70,783	-2.0%	9,297	-6.5%	7,037	-2.3%	17,992	-1.3%	36,457	-1.0%
2003	70,579	-0.3%	9,478	1.9%	7,257	3.1%	18,303	1.7%	35,541	-2.5%
2004	72,176	2.3%	9,857	4.0%	8,105	11.7%	18,445	0.8%	35,769	0.6%
2005	72,307	0.2%	10,940	11.0%	8,221	1.4%	19,220	4.2%	33,926	-5.2%
2006	72,274	0.0%	10,831	-1.0%	8,266	0.5%	19,571	1.8%	33,606	-0.9%
2007	73,220	1.3%	11,061	2.1%	8,692	5.2%	19,879	1.6%	33,588	-0.1%
2008	74,177	1.3%	11,240	1.6%	9,203	5.9%	19,653	-1.1%	34,081	1.5%
2009	75,198	1.4%	11,541	2.7%	9,469	2.9%	20,161	2.6%	34,027	-0.2%
2010	74,988	-0.3%	11,479	-0.5%	9,344	-1.3%	20,383	1.1%	33,782	-0.7%
2011	77,731	3.7%	11,113	-3.2%	9,872	5.7%	21,745	6.7%	35,001	3.6%
2012	74,650	-4.0%	10,594	-4.7%	8,289	-16.0%	20,441	-6.0%	35,326	0.9%
2013	73,959	-0.9%	10,903	2.9%	8,675	4.7%	18,691	-8.6%	35,690	1.0%
2014	73,716	-0.3%	10,666	-2.2%	8,492	-2.1%	18,694	0.0%	35,864	0.5%
2015	77,138	4.6%	11,085	3.9%	8,582	1.1%	21,413	14.5%	36,058	0.5%
2016	79,092	2.5%	11,349	2.4%	8,444	-1.6%	21,899	2.3%	37,400	3.7%
2017	80,709	2.0%	11,286	-0.6%	8,821	4.5%	21,723	-0.8%	38,879	4.0%
2018	80,751	0.1%	10,811	-4.2%	9,022	2.3%	21,829	0.5%	39,089	0.5%
2019	80,554	-0.2%	10,505	-2.8%	9,036	0.2%	21,773	-0.3%	39,240	0.4%
2020	81,188	0.8%	11,123	5.9%	9,250	2.4%	22,009	1.1%	38,806	-1.1%
2021	80,555	-0.8%	10,615	-4.6%	9,160	-1.0%	22,022	0.1%	38,758	-0.1%
2022	81,102	0.7%	10,545	-0.7%	9,143	-0.2%	22,254	1.1%	39,160	1.0%

Table 2: Inventory by Island and Property Type

ISLAND	TYPE	2022 PROPERTIES	2021 PROPERTIES	CHANGE FROM 2021
HAWAII ISLAND	Apartment/ Hotel	1	2	-1
	Bed & Breakfast	43	46	-3
	Condominium Hotel	12	12	0
	Hostel	3	3	0
	Hotel	29	30	-1
	Vacation Rental Unit	264	268	-4
	Timeshare	19	19	0
	Other	5	5	0
	Total	376	385	-9
KAUAI	Apartment/ Hotel	0	0	0
	Bed & Breakfast	6	7	-1
	Condominium Hotel	14	16	-2
	Hostel	0	0	0
	Hotel	15	15	0
	Vacation Rental Unit	288	295	-7
	Timeshare	20	20	0
	Other	5	4	1
	Total	348	357	-9
MAUI	Apartment/ Hotel	0	0	0
	Bed & Breakfast	72	62	10
	Condominium Hotel	44	47	-3
	Hostel	3	3	0
	Hotel	28	29	-1
	Vacation Rental Unit	195	202	-7
	Timeshare	26	27	-1
	Other	2	2	0
	Total	370	372	-2
MOLOKAI	Apartment/ Hotel	0	0	0
	Bed & Breakfast	1	1	0
	Condominium Hotel	2	2	0
	Hostel	0	0	0
	Hotel	0	0	0
	Vacation Rental Unit	20	22	-2
	Timeshare	1	1	0
	Other	0	0	0
	Total	24	26	-2
LANAI	Apartment/ Hotel	0	0	0
	Bed & Breakfast	0	0	0
	Condominium Hotel	0	0	0
	Hostel	0	0	0
	Hotel	3	3	0
	Vacation Rental Unit	2	1	1
	Timeshare	0	0	0
	Other	0	0	0
	Total	5	4	1

Table 2: Inventory by Island and Property Type (Continued)

ISLAND	TYPE	2022 PROPERTIES	2021 PROPERTIES	CHANGE FROM 2021
O'AHU	Apartment/ Hotel	2	2	0
	Bed & Breakfast	16	16	0
	Condominium Hotel	23	22	1
	Hostel	8	10	-2
	Hotel	73	74	-1
	Vacation Rental Unit	140	131	9
	Timeshare	21	19	2
	Other	5	5	0
	Total	288	279	9
STATEWIDE	Apartment/ Hotel	3	4	-1
	Bed & Breakfast	138	132	6
	Condominium Hotel	95	99	-4
	Hostel	14	16	-2
	Hotel	148	151	-3
	Vacation Rental Unit	909	919	-10
	Timeshare	87	86	1
	Other	17	16	1
	State Total	1,411	1,423	-12

Table 3: Inventory by Island and Unit Type

ISLAND	TYPE	2022 UNITS	2021 UNITS	CHANGE FROM 2021
HAWAII ISLAND	Apartment/ Hotel	24	119	-95
	Bed & Breakfast	207	215	-8
	Condominium Hotel	375	393	-18
	Hostel	59	59	0
	Hotel	5,609	5,711	-102
	Vacation Rental Unit	2,346	2,192	154
	Timeshare	1,877	1,878	-1
	Other	48	48	0
	Total	10,545	10,615	-70
KAUAI	Apartment/ Hotel	0	0	0
	Bed & Breakfast	20	21	-1
	Condominium Hotel	1,225	1,548	-323
	Hostel	0	0	0
	Hotel	3,042	2,863	179
	Vacation Rental Unit	2,088	1,945	143
	Timeshare	2,682	2,744	-62
	Other	86	39	47
	Total	9,143	9,160	-17
MAUI	Apartment/ Hotel	15	15	0
	Bed & Breakfast	221	197	24
	Condominium Hotel	3,501	3,726	-225
	Hostel	62	62	0
	Hotel	7,372	7,361	11
	Vacation Rental Unit	6,750	6,334	416
	Timeshare	3,643	3,679	-36
	Other	40	40	0
	Total	21,604	21,414	190
MOLOKAI	Apartment/ Hotel	0	0	0
	Bed & Breakfast	1	1	0
	Condominium Hotel	80	80	0
	Hostel	0	0	0
	Hotel	0	0	0
	Vacation Rental Unit	236	196	40
	Timeshare	7	7	0
	Other	0	0	0
	Total	324	284	40
LANAI	Apartment/ Hotel	0	0	0
	Bed & Breakfast	0	0	0
	Condominium Hotel	0	0	0
	Hostel	0	0	0
	Hotel	320	320	0
	Vacation Rental Unit	6	4	2
	Timeshare	0	0	0
	Other	0	0	0
	Total	326	324	2

Table 3: Inventory by Island and Unit Type (Continued)

ISLAND	TYPE	2022 UNITS	2021 UNITS	CHANGE FROM 2021
O'AHU	Apartment/ Hotel	50	50	0
	Bed & Breakfast	43	38	5
	Condominium Hotel	3,989	3,582	407
	Hostel	208	285	-77
	Hotel	26,870	26,841	29
	Vacation Rental Unit	3,956	3,918	38
	Timeshare	3,819	3,819	0
	Other	225	225	0
	Total	39,160	38,758	402
STATEWIDE	Apartment/ Hotel	89	184	-95
	Bed & Breakfast	492	472	20
	Condominium Hotel	9,170	9,329	-159
	Hostel	329	406	-77
	Hotel	43,213	43,096	117
	Vacation Rental Unit	15,382	14,589	793
	Timeshare	12,028	12,127	-99
	Other	399	352	47
	State Total	81,102	80,555	547

Table 4: Inventory by Area and Property Type

ISLAND	AREA	TYPE	2022 PROPERTIES	2021 PROPERTIES	CHANGE FROM 2021
HAWAI'I ISLAND	Hilo/Honoka'a	Apartment/ Hotel	1	2	-1
		Bed & Breakfast	14	14	0
		Condominium Hotel	0	0	0
		Hostel	0	0	0
		Hotel	7	7	0
		Vacation Rental Unit	43	43	0
		Timeshare	0	0	0
		Other	1	1	0
		Total	66	67	-1
	Kohala/Waimea/Kawaihae	Apartment/ Hotel	0	0	0
		Bed & Breakfast	3	4	-1
		Condominium Hotel	7	7	0
		Hostel	0	0	0
		Hotel	11	11	0
		Vacation Rental Unit	51	54	-3
		Timeshare	6	6	0
		Other	1	1	0
		Total	79	83	-4
	Kona	Apartment/ Hotel	0	0	0
		Bed & Breakfast	15	17	-2
		Condominium Hotel	5	5	0
		Hostel	2	2	0
		Hotel	8	8	0
		Vacation Rental Unit	161	162	-1
		Timeshare	13	13	0
		Other	0	0	0
		Total	204	207	-3
	Nā'ālehu/Ka'ū	Apartment/ Hotel	0	0	0
		Bed & Breakfast	2	2	0
		Condominium Hotel	0	0	0
		Hostel	0	0	0
		Hotel	0	0	0
		Vacation Rental Unit	1	1	0
		Timeshare	0	0	0
		Other	1	1	0
		Total	4	4	0
	Volcano Area	Apartment/ Hotel	0	0	0
		Bed & Breakfast	9	9	0
		Condominium Hotel	0	0	0
		Hostel	1	1	0
		Hotel	3	4	-1
		Vacation Rental Unit	8	8	0
		Timeshare	0	0	0
		Other	2	2	0
		Total	23	24	-1
HAWAI'I ISLAND TOTAL			376	385	-9

Table 4: Inventory by Area and Property Type (Continued)

ISLAND	AREA	TYPE	2022 PROPERTIES	2021 PROPERTIES	CHANGE FROM 2021
KAUAʻI	Kalāheo/Waimea	Apartment/ Hotel	0	0	0
		Bed & Breakfast	2	3	-1
		Condominium Hotel	0	0	0
		Hostel	0	0	0
		Hotel	1	1	0
		Vacation Rental Unit	19	19	0
		Timeshare	0	0	0
		Other	2	2	0
		Total	24	25	-1
		Līhuʻe		Apartment/ Hotel	0
Bed & Breakfast	0			0	0
Condominium Hotel	3			3	0
Hostel	0			0	0
Hotel	4			5	-1
Vacation Rental Unit	3			3	0
Timeshare	3			3	0
Other	1			1	0
Total	14			15	-1
Poʻipū/Kukuiʻula				Apartment/ Hotel	0
		Bed & Breakfast	2	2	0
		Condominium Hotel	4	4	0
		Hostel	0	0	0
		Hotel	4	4	0
		Vacation Rental Unit	112	117	-5
		Timeshare	4	4	0
		Other	1	0	1
		Total	127	131	-4
		Princeville/Hanalei		Apartment/ Hotel	0
Bed & Breakfast	2			2	0
Condominium Hotel	1			1	0
Hostel	0			0	0
Hotel	1			1	0
Vacation Rental Unit	130			136	-6
Timeshare	9			9	0
Other	1			1	0
Total	144			150	-6
Wailua/Kapaʻa				Apartment/ Hotel	0
		Bed & Breakfast	0	0	0
		Condominium Hotel	6	8	-2
		Hostel	0	0	0
		Hotel	5	4	1
		Vacation Rental Unit	24	20	4
		Timeshare	4	4	0
		Other	0	0	0
		Total	39	36	3
		KAUAʻI TOTAL			348

Table 4: Inventory by Area and Property Type (Continued)

ISLAND	AREA	TYPE	2022 PROPERTIES	2021 PROPERTIES	CHANGE FROM 2021
MAUI	Hāna Area	Apartment/ Hotel	0	0	0
		Bed & Breakfast	3	2	1
		Condominium Hotel	1	1	0
		Hostel	0	0	0
		Hotel	1	1	0
		Vacation Rental Unit	4	5	-1
		Timeshare	0	0	0
		Other	1	1	0
		Total	10	10	0
	Kahului/Wailuku	Apartment/ Hotel	0	0	0
		Bed & Breakfast	13	9	4
		Condominium Hotel	0	0	0
		Hostel	2	2	0
		Hotel	5	6	-1
		Vacation Rental Unit	14	9	5
		Timeshare	0	0	0
		Other	0	0	0
		Total	34	26	8
	Kula/Makawao	Apartment/ Hotel	0	0	0
		Bed & Breakfast	24	22	2
		Condominium Hotel	0	0	0
		Hostel	0	0	0
		Hotel	1	1	0
		Vacation Rental Unit	8	7	1
		Timeshare	0	0	0
		Other	1	1	0
		Total	34	31	3
	Lahaina/Kā'anapali/ Nāpili/Kapalua	Apartment/ Hotel	0	0	0
		Bed & Breakfast	8	6	2
		Condominium Hotel	30	31	-1
		Hostel	1	1	0
		Hotel	10	10	0
		Vacation Rental Unit	63	73	-10
		Timeshare	17	18	-1
		Other	0	0	0
		Total	129	139	-10
	Mā'alaea	Apartment/ Hotel	0	0	0
		Bed & Breakfast	0	0	0
		Condominium Hotel	0	0	0
		Hostel	0	0	0
		Hotel	0	0	0
		Vacation Rental Unit	11	10	1
		Timeshare	0	0	0
		Other	0	0	0
		Total	11	10	1

Table 4: Inventory by Area and Property Type (Continued)

ISLAND	AREA	TYPE	2022 PROPERTIES	2021 PROPERTIES	CHANGE FROM 2021
	Wailea/Kihei Area	Apartment/ Hotel	0	0	0
		Bed & Breakfast	24	23	1
		Condominium Hotel	13	15	-2
		Hostel	0	0	0
		Hotel	11	11	0
		Vacation Rental Unit	95	98	-3
		Timeshare	9	9	0
		Other	0	0	0
		Total	152	156	-4
MAUI TOTAL			370	372	-2

ISLAND	AREA	TYPE	2022 PROPERTIES	2021 PROPERTIES	CHANGE FROM 2021
MOLOKA'I		Apartment/ Hotel	0	0	0
		Bed & Breakfast	1	1	0
		Condominium Hotel	2	2	0
		Hostel	0	0	0
		Hotel	0	0	0
		Vacation Rental Unit	20	22	-2
		Timeshare	1	1	0
		Other	0	0	0
		Total	24	26	-2
MOLOKA'I TOTAL			24	26	-2

ISLAND	AREA	TYPE	2022 PROPERTIES	2021 PROPERTIES	CHANGE FROM 2021
LĀNA'I		Apartment/ Hotel	0	0	0
		Bed & Breakfast	0	0	0
		Condominium Hotel	0	0	0
		Hostel	0	0	0
		Hotel	3	3	0
		Vacation Rental Unit	2	1	1
		Timeshare	0	0	0
		Other	0	0	0
		Total	5	4	1
LĀNA'I TOTAL			5	4	1

Table 4: Inventory by Area and Property Type (Continued)

ISLAND	AREA	TYPE	2022 PROPERTIES	2021 PROPERTIES	CHANGE FROM 2021
O'AHU	Airport Area	Apartment/ Hotel	0	0	0
		Bed & Breakfast	0	0	0
		Condominium Hotel	0	0	0
		Hostel	0	0	0
		Hotel	5	5	0
		Vacation Rental Unit	0	0	0
		Timeshare	0	0	0
		Other	0	0	0
		Total	5	5	0
	Ala Moana Area	Apartment/ Hotel	0	0	0
		Bed & Breakfast	0	0	0
		Condominium Hotel	1	0	1
		Hostel	1	1	0
		Hotel	1	2	-1
		Vacation Rental Unit	2	2	0
		Timeshare	0	0	0
		Other	0	0	0
		Total	5	5	0
	Leeward/Mākaha Side	Apartment/ Hotel	1	1	0
		Bed & Breakfast	1	1	0
		Condominium Hotel	1	1	0
		Hostel	0	0	0
		Hotel	4	4	0
		Vacation Rental Unit	11	10	1
		Timeshare	4	3	1
		Other	1	1	0
		Total	23	21	2
	North Shore	Apartment/ Hotel	0	0	0
		Bed & Breakfast	0	0	0
		Condominium Hotel	0	0	0
		Hostel	0	0	0
		Hotel	3	3	0
		Vacation Rental Unit	36	36	0
		Timeshare	0	0	0
		Other	0	0	0
		Total	39	39	0
	Other Honolulu	Apartment/ Hotel	0	0	0
		Bed & Breakfast	2	1	1
		Condominium Hotel	1	1	0
		Hostel	1	1	0
		Hotel	2	2	0
		Vacation Rental Unit	3	3	0
		Timeshare	0	0	0
		Other	0	0	0
		Total	9	8	1

Table 4: Inventory by Area and Property Type (Continued)

ISLAND	AREA	TYPE	2022 PROPERTIES	2021 PROPERTIES	CHANGE FROM 2021
	Waikīkī/Honolulu	Apartment/ Hotel	1	1	0
		Bed & Breakfast	2	2	0
		Condominium Hotel	20	20	0
		Hostel	5	7	-2
		Hotel	56	56	0
		Vacation Rental Unit	68	62	6
		Timeshare	17	16	1
		Other	0	0	0
		Total	169	164	5
			Windward Side	Apartment/ Hotel	0
Bed & Breakfast	11			12	-1
Condominium Hotel	0			0	0
Hostel	1			1	0
Hotel	2			2	0
Vacation Rental Unit	20			18	2
Timeshare	0			0	0
Other	4			4	0
Total	38			37	1
O'AHU TOTAL				288	279

Table 5: Inventory by Area and Unit Type

					CHANGE FROM
ISLAND	AREA	TYPE	2022 UNITS	2021 UNITS	2021
HAWAI'I ISLAND	Hilo/Honoka'a	Apartment/ Hotel	24	119	-95
		Bed & Breakfast	54	54	0
		Condominium Hotel	0	0	0
		Hostel	16	16	0
		Hotel	928	928	0
		Vacation Rental Unit	60	60	0
		Timeshare	0	0	0
		Other	9	9	0
		Total	1,091	1,186	-95
	Kohala/Waimea/Kawaihae	Apartment/ Hotel	0	0	0
		Bed & Breakfast	36	38	-2
		Condominium Hotel	204	218	-14
		Hostel	0	0	0
		Hotel	2,722	2,721	1
		Vacation Rental Unit	922	745	177
		Timeshare	947	948	-1
		Other	6	6	0
		Total	4,837	4,676	161
	Kona	Apartment/ Hotel	0	0	0
		Bed & Breakfast	69	75	-6
		Condominium Hotel	171	175	-4
		Hostel	37	37	0
		Hotel	1,824	1,911	-87
		Vacation Rental Unit	1,272	1,294	-22
		Timeshare	930	930	0
		Other	0	0	0
		Total	4,303	4,422	-119
	Nā'ālehu/Ka'ū	Apartment/ Hotel	0	0	0
		Bed & Breakfast	8	8	0
		Condominium Hotel	0	0	0
		Hostel	0	0	0
		Hotel	0	0	0
		Vacation Rental Unit	1	1	0
		Timeshare	0	0	0
		Other	5	5	0
		Total	14	14	0
	Volcano Area	Apartment/ Hotel	0	0	0
		Bed & Breakfast	40	40	0
		Condominium Hotel	0	0	0
		Hostel	6	6	0
		Hotel	135	151	-16
		Vacation Rental Unit	91	92	-1
		Timeshare	0	0	0
		Other	28	28	0
		Total	300	317	-17
HAWAI'I TOTAL			10,545	10,615	-70

Table 5: Inventory by Area and Unit Type (Continued)

ISLAND	AREA	TYPE	2022 UNITS	2021 UNITS	CHANGE FROM 2021
KAUA'I	Kalāheo/Waimea	Apartment/ Hotel	0	0	0
		Bed & Breakfast	7	8	-1
		Condominium Hotel	0	0	0
		Hostel	0	0	0
		Hotel	59	59	0
		Vacation Rental Unit	81	81	0
		Timeshare	0	0	0
		Other	27	27	0
		Total	174	175	-1
		Līhu'e	Apartment/ Hotel	0	0
Bed & Breakfast	0		0	0	
Condominium Hotel	362		428	-66	
Hostel	0		0	0	
Hotel	466		487	-21	
Vacation Rental Unit	154		61	93	
Timeshare	609		614	-5	
Other	8		8	0	
Total	1,599		1,598	1	
Po'ipū/Kukui'ula	Apartment/ Hotel		0	0	0
	Bed & Breakfast	8	8	0	
	Condominium Hotel	582	608	-26	
	Hostel	0	0	0	
	Hotel	1,429	1,429	0	
	Vacation Rental Unit	710	762	-52	
	Timeshare	606	606	0	
	Other	47	0	47	
	Total	3,382	3,413	-31	
	Princeville/Hanalei	Apartment/ Hotel	0	0	0
Bed & Breakfast		5	5	0	
Condominium Hotel		42	42	0	
Hostel		0	0	0	
Hotel		251	251	0	
Vacation Rental Unit		693	613	80	
Timeshare		1,059	1,116	-57	
Other		4	4	0	
Total		2,054	2,031	23	
Wailua/Kapa'a		Apartment/ Hotel	0	0	0
	Bed & Breakfast	0	0	0	
	Condominium Hotel	239	470	-231	
	Hostel	0	0	0	
	Hotel	837	637	200	
	Vacation Rental Unit	450	428	22	
	Timeshare	408	408	0	
	Other	0	0	0	
	Total	1,934	1,943	-9	
	KAUA'I TOTAL			9,143	9,160

Table 5: Inventory by Area and Unit Type (Continued)

ISLAND	AREA	TYPE	2022 UNITS	2021 UNITS	CHANGE FROM 2021
MAUI	Hāna Area	Apartment/ Hotel	0	0	0
		Bed & Breakfast	4	3	1
		Condominium Hotel	17	17	0
		Hostel	0	0	0
		Hotel	75	75	0
		Vacation Rental Unit	6	7	-1
		Timeshare	0	0	0
		Other	4	4	0
		Total	106	106	0
	Kahului/Wailuku	Apartment/ Hotel	15	15	0
		Bed & Breakfast	43	35	8
		Condominium Hotel	0	0	0
		Hostel	44	44	0
		Hotel	487	496	-9
		Vacation Rental Unit	28	25	3
		Timeshare	0	0	0
		Other	0	0	0
		Total	617	615	2
	Kula/Makawao	Apartment/ Hotel	0	0	0
		Bed & Breakfast	75	69	6
		Condominium Hotel	0	0	0
		Hostel	0	0	0
		Hotel	5	5	0
		Vacation Rental Unit	9	11	-2
		Timeshare	0	0	0
		Other	24	24	0
		Total	113	109	4
	Lahaina/Kā'anapali/ Nāpili/Kapalua	Apartment/ Hotel	0	0	0
		Bed & Breakfast	28	25	3
		Condominium Hotel	2,602	2,622	-20
		Hostel	18	18	0
		Hotel	3,552	3,552	0
		Vacation Rental Unit	2,613	2,412	201
		Timeshare	3,111	3,147	-36
		Other	12	12	0
		Total	11,936	11,788	148
	Mā'alaea	Apartment/ Hotel	0	0	0
		Bed & Breakfast	0	0	0
		Condominium Hotel	0	0	0
		Hostel	0	0	0
		Hotel	0	0	0
		Vacation Rental Unit	322	304	18
		Timeshare	0	0	0
		Other	0	0	0
		Total	322	304	18

Table 5: Inventory by Area and Unit Type (Continued)

ISLAND	AREA	TYPE	2022 UNITS	2021 UNITS	CHANGE FROM 2021
	Wailea/Kihei Area	Apartment/ Hotel	0	0	0
		Bed & Breakfast	71	65	6
		Condominium Hotel	882	1,087	-205
		Hostel	0	0	0
		Hotel	3,253	3,233	20
		Vacation Rental Unit	3,772	3,575	197
		Timeshare	532	532	0
		Other	0	0	0
		Total	8,510	8,492	18
MAUI TOTAL		21,604	21,414	190	

					CHANGE FROM
ISLAND	AREA	TYPE	2022 UNITS	2021 UNITS	2021
MOLOKA'I		Apartment/ Hotel	0	0	0
		Bed & Breakfast	1	1	0
		Condominium Hotel	80	80	0
		Hostel	0	0	0
		Hotel	0	0	0
		Vacation Rental Unit	236	196	40
		Timeshare	7	7	0
		Other	0	0	0
		Total	324	284	40
MOLOKA'I TOTAL			324	284	40

					CHANGE FROM
ISLAND	AREA	TYPE	2022 UNITS	2021 UNITS	2021
LĀNA'I		Apartment/ Hotel	0	0	0
		Bed & Breakfast	0	0	0
		Condominium Hotel	0	0	0
		Hostel	0	0	0
		Hotel	320	320	0
		Vacation Rental Unit	6	4	2
		Timeshare	0	0	0
		Other	0	0	0
		Total	326	324	2
LĀNA'I TOTAL			326	324	2

Table 5: Inventory by Area and Unit Type (Continued)

ISLAND	AREA	TYPE	2022 UNITS	2021 UNITS	CHANGE FROM 2021
O'AHU	Airport Area	Apartment/ Hotel	0	0	0
		Bed & Breakfast	0	0	0
		Condominium Hotel	0	0	0
		Hostel	0	0	0
		Hotel	1,286	1,286	0
		Vacation Rental Unit	0	0	0
		Timeshare	0	0	0
		Other	0	0	0
		Total	1,286	1,286	0
	Ala Moana Area	Apartment/ Hotel	0	0	0
		Bed & Breakfast	0	0	0
		Condominium Hotel	1,101	1,113	-12
		Hostel	26	26	0
		Hotel	199	199	0
		Vacation Rental Unit	80	64	16
		Timeshare	0	0	0
		Other	0	0	0
		Total	1,406	1,402	4
	Leeward/Mākaha Side	Apartment/ Hotel	30	30	0
		Bed & Breakfast	1	1	0
		Condominium Hotel	42	42	0
		Hostel	0	0	0
		Hotel	1,267	1,267	0
		Vacation Rental Unit	680	643	37
		Timeshare	1,431	1,431	0
		Other	43	43	0
		Total	3,494	3,457	37
	North Shore	Apartment/ Hotel	2	2	0
		Bed & Breakfast	0	0	0
		Condominium Hotel	0	0	0
		Hostel	4	4	0
		Hotel	788	788	0
		Vacation Rental Unit	423	511	-88
		Timeshare	0	0	0
		Other	0	0	0
		Total	1,217	1,305	-88
	Other Honolulu	Apartment/ Hotel	0	0	0
		Bed & Breakfast	14	7	7
		Condominium Hotel	108	112	-4
		Hostel	20	40	-20
		Hotel	436	436	0
		Vacation Rental Unit	3	3	0
		Timeshare	0	0	0
		Other	0	0	0
		Total	581	598	-17

Table 5: Inventory by Area and Unit Type (Continued)

ISLAND	AREA	TYPE	2022 UNITS	2021 UNITS	CHANGE FROM 2021
	Waikīkī/Honolulu	Apartment/ Hotel	18	18	0
		Bed & Breakfast	5	5	0
		Condominium Hotel	2,738	2,315	423
		Hostel	158	215	-57
		Hotel	22,731	22,702	29
		Vacation Rental Unit	2,749	2,678	71
		Timeshare	2,388	2,388	0
		Other	0	0	0
		Total	30,787	30,321	466
	Windward Side	Apartment/ Hotel	0	0	0
		Bed & Breakfast	23	25	-2
		Condominium Hotel	0	0	0
		Hostel	0	0	0
		Hotel	163	163	0
		Vacation Rental Unit	21	19	2
		Timeshare	0	0	0
		Other	182	182	0
		Total	389	389	0
O'AHU TOTAL		39,160	38,758	402	

Table 6: Class of Units by Island

ISLAND	CLASS	Percent of Total Units ¹		Percentage Point CHANGE FROM 2021
		2022 ²	2021 ³	
HAWAII ISLAND	Budget (Up to \$100)	7.8%	10.7%	-2.9%
	Standard (\$101 to \$250)	22.0%	24.5%	-2.5%
	Deluxe (\$251 to \$500)	20.6%	32.7%	-12.1%
	Luxury (Over \$500/Night)	49.6%	32.0%	17.6%
	Total	100.0%	100.0%	
KAUAI	Budget (Up to \$100)	1.6%	2.4%	-0.8%
	Standard (\$101 to \$250)	24.2%	32.6%	-8.4%
	Deluxe (\$251 to \$500)	29.1%	22.1%	7.0%
	Luxury (Over \$500/Night)	45.1%	43.0%	2.1%
	Total	100.0%	100.0%	
MAUI	Budget (Up to \$100)	0.7%	0.7%	0.0%
	Standard (\$101 to \$250)	15.6%	18.5%	-2.9%
	Deluxe (\$251 to \$500)	31.7%	26.1%	5.6%
	Luxury (Over \$500/Night)	52.0%	54.7%	-2.7%
	Total	100.0%	100.0%	
MOLOKAI	Budget (Up to \$100)	0.7%	0.6%	0.1%
	Standard (\$101 to \$250)	95.3%	94.8%	0.5%
	Deluxe (\$251 to \$500)	4.0%	4.0%	0.0%
	Luxury (Over \$500/Night)	0.0%	0.6%	-0.6%
	Total	100.0%	100.0%	
LANAI	Budget (Up to \$100)	0.0%	0.0%	0.0%
	Standard (\$101 to \$250)	1.2%	1.2%	0.0%
	Deluxe (\$251 to \$500)	29.7%	29.7%	0.0%
	Luxury (Over \$500/Night)	69.1%	69.1%	0.0%
	Total	100.0%	100.0%	
OAHU	Budget (Up to \$100)	1.7%	2.4%	-0.7%
	Standard (\$101 to \$250)	29.1%	29.8%	-0.7%
	Deluxe (\$251 to \$500)	34.1%	34.8%	-0.7%
	Luxury (Over \$500/Night)	35.2%	33.0%	2.2%
	Total	100.0%	100.0%	
STATEWIDE	Budget (Up to \$100)	2.2%	3.2%	-1.0%
	Standard (\$101 to \$250)	24.6%	26.7%	-2.1%
	Deluxe (\$251 to \$500)	31.2%	31.2%	0.0%
	Luxury (Over \$500/Night)	42.0%	38.9%	3.1%
	Total	100.0%	100.0%	

¹ Totals may not sum to 100% due to rounding.

² Based on 48,549 units (59.8 percent of the total units in 2022) for which information on the class of units was available.

³ Based on 48,870 units (60.7 percent of the total units in 2021) for which information on the class of units was available.

Table 7: Class of Units by Type

PROPERTY TYPE	CLASS	Percent of Total Units ¹		Percentage Point CHANGE FROM 2021
		2022 ²	2021 ³	
Apartment/ Hotel	Budget (Up to \$100)	24.2%	80.5%	-56.2%
	Standard (\$101 to \$250)	75.8%	19.5%	56.2%
	Deluxe (\$251 to \$500)	0.0%	0.0%	0.0%
	Luxury (Over \$500/Night)	0.0%	0.0%	0.0%
	Total	100.0%	100.0%	
Bed & Breakfast	Budget (Up to \$100)	15.2%	15.5%	-0.3%
	Standard (\$101 to \$250)	67.7%	71.9%	-4.2%
	Deluxe (\$251 to \$500)	15.6%	12.1%	3.5%
	Luxury (Over \$500/Night)	1.5%	0.5%	1.0%
	Total	100.0%	100.0%	
Condominium Hotel	Budget (Up to \$100)	1.9%	1.7%	0.2%
	Standard (\$101 to \$250)	34.8%	41.1%	-6.3%
	Deluxe (\$251 to \$500)	57.0%	46.9%	10.1%
	Luxury (Over \$500/Night)	6.3%	10.3%	-4.0%
	Total	100.0%	100.0%	
Hostel	Budget (Up to \$100)	72.0%	86.0%	-14.0%
	Standard (\$101 to \$250)	26.6%	12.8%	13.8%
	Deluxe (\$251 to \$500)	1.4%	1.2%	0.2%
	Luxury (Over \$500/Night)	0.0%	0.0%	0.0%
	Total	100.0%	100.0%	
Hotel	Budget (Up to \$100)	1.2%	2.0%	-0.8%
	Standard (\$101 to \$250)	21.7%	22.9%	-1.2%
	Deluxe (\$251 to \$500)	32.1%	34.0%	-1.9%
	Luxury (Over \$500/Night)	45.0%	41.1%	3.9%
	Total	100.0%	100.0%	
Vacation Rental Unit	Budget (Up to \$100)	4.5%	5.3%	-0.9%
	Standard (\$101 to \$250)	47.3%	51.3%	-4.0%
	Deluxe (\$251 to \$500)	32.1%	28.2%	3.8%
	Luxury (Over \$500/Night)	16.2%	15.2%	1.0%
	Total	100.0%	100.0%	
Timeshare	Budget (Up to \$100)	1.0%	1.0%	0.1%
	Standard (\$101 to \$250)	16.7%	18.9%	-2.1%
	Deluxe (\$251 to \$500)	8.1%	8.9%	-0.8%
	Luxury (Over \$500/Night)	74.1%	71.2%	2.9%
	Total	100.0%	100.0%	

¹ Totals may not sum to 100% due to rounding.

² Based on 48,549 units (59.8 percent of the total units in 2022) for which information on the class of units was available.

³ Based on 48,870 units (60.7 percent of the total units in 2021) for which information on the class of units was available.

Table 7: Class of Units by Type (Continued)

ISLAND	CLASS	Percent of Total Units ¹		Percentage Point CHANGE FROM 2021
		2022 ²	2021 ³	
Other	Budget (Up to \$100)	50.7%	50.5%	0.2%
	Standard (\$101 to \$250)	34.8%	35.1%	-0.3%
	Deluxe (\$251 to \$500)	14.0%	13.9%	0.1%
	Luxury (Over \$500/Night)	0.5%	0.5%	0.0%
	Total	100.0%	100.0%	
STATEWIDE	Budget (Up to \$100)	2.2%	3.1%	-0.9%
	Standard (\$101 to \$250)	24.6%	26.7%	-2.1%
	Deluxe (\$251 to \$500)	31.2%	31.2%	0.0%
	Luxury (Over \$500/Night)	42.0%	39.0%	3.0%
	Total	100.0%	100.0%	

¹ Totals may not sum to 100% due to rounding.

² Based on 48,549 units (59.8 percent of the total units in 2022) for which information on the class of units was available.

³ Based on 48,870 units (60.7 percent of the total units in 2021) for which information on the class of units was available.

Table 8: Timeshare Properties by Island and Area

		2022		2021		CHANGE FROM 2021	
Area	Property	Reg.	Oper.	Reg.	Oper.	Reg.	Oper.
HAWAI'I ISLAND							
Kohala/Waimea /Kawaihae	Hilton Bay Club at Waikoloa Beach	168	150	168	150	0	0
	King's Land by Hilton Grand Vacations	435	350	435	350	0	0
Kona	Kohala Suites by Hilton Grand Vacations	120	111	120	111	0	0
	Ocean Tower by Hilton Grand Vacations	72	62	72	63	0	-1
	Marriott's Waikoloa Ocean Club	112	112	112	112	0	0
	Paniolo Greens Resort	162	162	162	162	0	0
	Holua Resort at Mauna Loa Village	73	73	73	73	0	0
	Kona Billfisher	65	65	65	65	0	0
	Kona Coast Resort	268	268	268	268	0	0
	Kona Islander Inn	85	85	85	85	0	0
	Kona Reef	24	24	24	24	0	0
	Royal Aloha Kona at Keauhou Kona Surf & Racquet Club	16	16	16	16	0	0
	Vacation Internationale - Sea Village	48	48	48	48	0	0
	WorldMark at Kona	64	64	64	64	0	0
	Wyndham Kona Hawaiian Resort	158	158	158	158	0	0
	Wyndham Mauna Loa Village	53	53	53	53	0	0
	Wyndham Royal Sea Cliff	76	76	76	76	0	0
Total		1,999	1,877	1,999	1,878	0	-1
KAUA'I							
Līhu'e	Banyan Harbor Resort	31	31	31	31	0	0
	Marriott's Kaua'i Beach Club	232	464	232	464	0	0
	Marriott's Kaua'i Lagoons	72	72	72	72	0	0
	Timbers Kauai Ocean Club & Residences	47	47	47	47	0	0
	Wyndham Kaua'i Beach Villas	105	105	105	105	0	0
Po'ipū/Kukui'ula	Lawai Beach Resort	172	172	172	172	0	0
	Nihi Kai Villas	3	3	3	3	0	0
	Marriott's Waiohai Beach Club	231	231	231	231	0	0
	The Point at Poipu	219	200	219	200	0	0
Princeville/Hanalei	Alii Kai II	24	24	24	24	0	0
	Cliffs At Princeville, The	129	129	129	129	0	0
	Hanalei Bay Resort	77	77	134	134	-57	-57
	Westin Princeville Ocean Resort Villas	179	358	179	358	0	0
	Wyndham Bali Hai Villas	259	257	259	257	0	0
	Wyndham Ka Eo Kai	87	125	87	125	0	0
	Makai Club & Makai Club Cottages	57	57	57	57	0	0
	Wyndham Shearwater	32	32	32	32	0	0
Wailua/Kapa'a	Kaua'i Coast Resort at the Beachboy	108	108	108	108	0	0
	Pono Kai Resort	146	146	146	146	0	0
	WorldMark Kapaa Shore	49	49	49	49	0	0
Total		2,259	2,687	2,316	2,744	-57	-57

Table 8: Timeshare Properties by Island and Area (Continued)

		2022		2021		CHANGE FROM 2021	
Area	Property	Reg.	Oper.	Reg.	Oper.	Reg.	Oper.
MAUI							
Lahaina/Kā'anapali/ Nāpili/Kapalua	Aston Paki Maui	60	60	60	60	0	0
	Gardens at West Maui, The	34	34	34	34	0	0
	Hyatt Ka'anapali Beach, A Hyatt Residence Club	131	131	131	131	0	0
	Hololani Resort	5	5	5	5	0	0
	Hono Koa Resort	28	28	28	28	0	0
	Kaanapali Beach Club	413	391	413	391	0	0
	Kahana Beach Resort	84	84	84	84	0	0
	Kahana Falls Resorts	130	130	130	130	0	0
	Kahana Villa Maui	39	39	39	39	0	0
	Kuleana Resort	31	31	31	31	0	0
	Marriott's Maui Ocean Club	311	442	311	442	0	0
	Marriott's Maui Ocean Club Sequel-Lahaina & Napili Villas	148	277	148	277	0	0
	Montage Kapalua Bay	0	0	0	0	0	0
	One Napili Way	14	14	14	14	0	0
	Papakea Resort	36	36	36	36	0	0
	Sands of Kahana, The	144	144	144	144	0	0
	Valley Isle Resort	21	21	21	21	0	0
	Westin Kaanapali Ocean Resort Villas	1021	1021	1021	1021	0	0
	Westin Nanea Ocean Villas, Kaanapali	195	195	195	195	0	0
	Wailea/Kihei Area	Whaler on Kaanapali Beach, The	50	50	50	50	0
WorldMark at Valley Isle		14	14	14	14	0	0
Aston Maui Lea at Maui Hill Resort		76	76	76	76	0	0
Kamaole Beach Club		31	31	31	31	0	0
Kapulanikai		12	12	12	12	0	0
Kauhale Makai, Village By The Sea (Royal Aloha Maui)		12	12	12	12	0	0
Kihei Kai Nani		6	6	6	6	0	0
Kihei Surfside		7	7	7	7	0	0
Leilani Kai Resort		0	0	0	0	0	0
Maui Banyan Vacation Club		19	19	19	19	0	0
Maui Beach Vacation Club		47	47	47	47	0	0
Maui Schooner Resort		58	58	58	58	0	0
Maui Sunset		65	65	65	65	0	0
WorldMark at Kihei	200	199	200	199	0	0	
Total		3,442	3,679	3,442	3,679	0	0
Moloka'i							
	Ke Nani Kai	7	7	7	7	0	0
Total		7	7	7	7	0	0

Table 8: Timeshare Properties by Island and Area (Continued)

		2022		2021		CHANGE FROM 2021	
Area	Property	Reg.	Oper.	Reg.	Oper.	Reg.	Oper.
O'AHU							
Leeward/Mākaha	Aulani, A Disney Resort & Spa	481	481	481	481	0	0
	Hawaiian Princess at Makaha Beach	32	32	32	32	0	0
	Marriott's Ko Olina Beach Club	560	918	560	918	0	0
Waikīkī/Honolulu	Fairway Villa	19	19	19	19	0	0
	Hilton Hawaiian Village Grand Waikikian	331	297	331	297	0	0
	Hilton Hawaiian Village Kalia Tower	72	67	72	67	0	0
	Hilton Hawaiian Village Lagoon Tower	236	210	236	210	0	0
	Hokulani Waikiki by Hilton Grand Vacations Club	143	120	143	120	0	0
	The Grand Islander by Hilton Grand Vacations Club	418	338	418	338	0	0
	Waikiki Marina Resort at the Ilikai	123	123	123	123	0	0
	Imperial Hawaii Resort at Waikiki, The	262	232	262	232	0	0
	Kuhio Banyan Hotel	61	61	61	61	0	0
	Royal Aloha Vacation Club Aloha Towers	40	40	40	40	0	0
	Royal Aloha Vacation Club Waikiki Sky Tower	10	10	10	10	0	0
	Royal Kuhio Condominium	153	153	153	153	0	0
	The Modern Honolulu	338	338	338	338	0	0
	Waikiki Banyan	45	45	45	45	0	0
	Wyndham at Royal Garden	140	140	140	140	0	0
	Wyndham at Waikiki Beach Walk	195	195	195	195	0	0
		Total	3,659	3,819	3,659	3,819	0
	State Total	11,366	12,069	11,423	12,127	-57	-58

Table 9: Planned Additions and New Developments – County of Hawai‘i

Applicant	Type of Facility	Units	Completion date	Status
NORTH KONA				
Rachelle (Duarte) Onaka	B&B	3	N/A	Approved
Aarna Ohana LLC	STVR	3	N/A	Approved
ACC Hualalai LLC	STVR	3	N/A	Approved
Alexander J. Low	STVR	1	N/A	Approved
Amrick Sandhu	STVR	2	N/A	Approved
An Lam	STVR	2	N/A	Approved
Anthony Tippetts	STVR	1	N/A	Approved
Ben Montanio	STVR	2	N/A	Approved
Betsy Merritt	STVR	1	N/A	Approved
Betsy Merritt	STVR	2	N/A	Approved
Bora Ozturk	STVR	4	N/A	Approved
Catherine Damico	STVR	2	N/A	Approved
CB Island Vacations	STVR	2	N/A	Approved
CB Island Vacations	STVR	2	N/A	Approved
CB Island Vacations / Corrie Gulrud	STVR	2	N/A	Approved
CB Vacations	STVR	3	N/A	Approved
Charles Horton / Horton Interest LLC	STVR	3	N/A	Approved
Christine Mendes	STVR	2	N/A	Approved
Christopher Russell Little	STVR	2	N/A	Approved
Claudia Choi	STVR	1	N/A	Approved
Conni Hardie	STVR	1	N/A	Approved
Craig Harbarth	STVR	1	N/A	Approved
Daniel A. Calleja / Maria Calleja	STVR	1	N/A	Approved
Danielle Bates	STVR	1	N/A	Approved
Danielle Bates	STVR	1	N/A	Approved
Danielle E. Bates	STVR	1	N/A	Approved
Danielle E. Bates	STVR	2	N/A	Approved
David A. Bender Jr.	STVR	3	N/A	Approved
Denise Anna Mayward	STVR	1	N/A	Approved
Diane Cline / Mermaid LLC	STVR	1	N/A	Approved
Dustin Robinson	STVR	1	N/A	Approved
Eddie Light / Joy Light	STVR	3	N/A	Approved
Elizabeth Mallion	STVR	1	N/A	Approved
Emily Richards / David Richards	STVR	2	N/A	Approved
Florian Spickenreither	STVR	2	N/A	Approved
Funn Investments LLC	STVR	1	N/A	Approved
Grand Welcome	STVR	2	N/A	Approved
Guy Maeda	STVR	2	N/A	Approved
Hale Ola Pono LLC / Lee Shoemaker	STVR	1	N/A	Approved
Helen McCormick	STVR	1	N/A	Approved

Applicant	Type of Facility	Units	Completion date	Status
HI RSC 209 LLC	STVR	2	N/A	Approved
Hiroyuki Fujita / Hiroko Fujita	STVR	1	N/A	Approved
Inamarie Petersen	STVR	2	N/A	Approved
Joan Harbarth	STVR	1	N/A	Approved
John Boyt / Carol Boyt	STVR	2	N/A	Approved
Jonathan D. Adkins	STVR	2	N/A	Approved
Jonathan Haskel Davis	STVR	2	N/A	Approved
Katherine Karras	STVR	1	N/A	Approved
Katherine Karras	STVR	1	N/A	Approved
Katherine Karras	STVR	1	N/A	Approved
Kathleen Webb	STVR	1	N/A	Approved
Keauhou Surf 2301 LLC	STVR	2	N/A	Approved
Kevin Brodie	STVR	1	N/A	Approved
Kiska Properties LLC	STVR	2	N/A	Approved
Land Planning Hawaii LLC	STVR	2	N/A	Approved
Land Planning Hawaii LLC	STVR	4	N/A	Approved
Lisa Christensen	STVR	1	N/A	Approved
Lisbeth Vance	STVR	2	N/A	Approved
Lynn Noffsinger / Sharon Noffsinger	STVR	2	N/A	Approved
Marc Bromberg	STVR	1	N/A	Approved
Marcella Thornton	STVR	1	N/A	Approved
Marie Wolfanger / Bradley Owens	STVR	2	N/A	Approved
Mark Krzyzanowski	STVR	1	N/A	Approved
Mark Krzyzanowski	STVR	1	N/A	Approved
Mark Krzyzanowski	STVR	2	N/A	Approved
Mark Krzyzanowski	STVR	2	N/A	Approved
Mark Krzyzanowski	STVR	1	N/A	Approved
Mark Krzyzanowski	STVR	1	N/A	Approved
Mark Krzyzanowski / MK Planning LLC	STVR	3	N/A	Approved
Marl Krzyzanowski	STVR	1	N/A	Approved
Marsha Straus / Steven Straus	STVR	2	N/A	Approved
Mary Springer	STVR	1	N/A	Approved
Michael J. Ricketts	STVR	2	N/A	Approved
Michael Lutz	STVR	1	N/A	Approved
Michael Lynn Evans	STVR	2	N/A	Approved
Michael Schabel	STVR	1	N/A	Approved
Michael Slavenski	STVR	1	N/A	Approved
Michael Twilbeck	STVR	1	N/A	Approved
Michael York / Danna York	STVR	2	N/A	Approved
Miho Aoki	STVR	1	N/A	Approved
MK Planning LLC	STVR	2	N/A	Approved
Nicholas Bischoff	STVR	1	N/A	Approved
Norman Schickling / Janet Schickling	STVR	1	N/A	Approved
Paul Wilson	STVR	2	N/A	Approved

Applicant	Type of Facility	Units	Completion date	Status
Peter Fleming	STVR	1	N/A	Approved
Philip Jones	STVR	2	N/A	Approved
Raven McShane	STVR	1	N/A	Approved
Robert Beldavs	STVR	2	N/A	Approved
Robert Haneberg	STVR	1	N/A	Approved
Robert Spriggs	STVR	2	N/A	Approved
Ronald A. Saetermoe / Saetermoe LLC	STVR	2	N/A	Approved
Ronald Dillon	STVR	1	N/A	Approved
Ronald Ford	STVR	2	N/A	Approved
Royal Travel Inc.	STVR	2	N/A	Approved
Russell Goeckner	STVR	2	N/A	Approved
Sandra Huurman	STVR	1	N/A	Approved
Sara Romvari	STVR	2	N/A	Approved
Shahriar Azarfar	STVR	2	N/A	Approved
Shana Hirsch	STVR	1	N/A	Approved
Shaun Zenger Quick	STVR	1	N/A	Approved
Sherry Simsuangco	STVR	2	N/A	Approved
Siji Kandiyil	STVR	3	N/A	Approved
Stefan Heinburger	STVR	2	N/A	Approved
Stephen Jubina	STVR	1	N/A	Approved
The Lee Living Tr	STVR	1	N/A	Approved
The Lindquist Family Tr dtd March 25, 1989	STVR	1	N/A	Approved
Toshiya Higashi	STVR	5	N/A	Approved
Val Verhunce	STVR	1	N/A	Approved
Vicky Smith	STVR	1	N/A	Approved
Victorius Metzler	STVR	3	N/A	Approved
Victorius Metzler	STVR	3	N/A	Approved
Victorius Metzler	STVR	3	N/A	Approved
Willi Wu	STVR	1	N/A	Approved
William McCarthy	STVR	2	N/A	Approved
Xuefeng Bi	STVR	1	N/A	Approved

SOUTH HILO

Cory Early	STVR	1	N/A	Approved
Cycle Ventures International LLC	STVR	2	N/A	Approved
Danny Wan	STVR	2	N/A	Approved
Maggie Zhang	STVR	1	N/A	Approved
Melisa Peltier / Levi Peltier	STVR	2	N/A	Approved
Shanghu Guo	STVR	1	N/A	Approved
Terry Schoneberg	STVR	2	N/A	Approved
Terry Schoneberg	STVR	2	N/A	Approved
Terry Schoneberg	STVR	1	N/A	Approved
Terry Schoneberg / Sunrise Properties LLC	STVR	1	N/A	Approved
Yu-Jen Wang	STVR	1	N/A	Approved

Applicant	Type of Facility	Units	Completion date	Status
-----------	------------------	-------	-----------------	--------

SOUTH KOHALA

Waikoloa Land Company	Timeshare	900	N/A	South Kohala
Waikoloa Land Company	Timeshare	264	N/A	South Kohala
Liliuokalani Trust	Retreat	1	N/A	Approved
Ahmad Mohammadi	STVR	1	N/A	Approved
Ahmad Mohammadi	STVR	2	N/A	Approved
Ahmad Mohammadi	STVR	4	N/A	Approved
Alane Christine Rooks	STVR	2	N/A	Approved
Alexander Hsia	STVR	2	N/A	Approved
Alexandra Bega	STVR	2	N/A	Approved
Alice Hughes / Michelle Coupe	STVR	2	N/A	Approved
Alice Hughes / Michelle Coupe	STVR	2	N/A	Approved
Allyson Michaels	STVR	3	N/A	Approved
Andrew Geller / Alae Ula Holdings LLC	STVR	5	N/A	Approved
Andrew Greenwell	STVR	3	N/A	Approved
Angus Raymond Morrison	STVR	1	N/A	Approved
Anthony V. Aaron / Elizabeth Petak-Aaron	STVR	3	N/A	Approved
Brenda Bettencourt / Dennis Bettencourt	STVR	4	N/A	Approved
Bruce E. Maben / Stephanie C. Maben Family Tr	STVR	2	N/A	Approved
Caroline Martyn	STVR	2	N/A	Approved
Chaney Family Properties LLC / Josh Chaney	STVR	2	N/A	Approved
Charles Brobeck / Karen Brobeck	STVR	2	N/A	Approved
Chris Parsons	STVR	2	N/A	Approved
CVHI LLC	STVR	3	N/A	Approved
Dan Scholz	STVR	2	N/A	Approved
Dan Scholz	STVR	2	N/A	Approved
Dan Scholz	STVR	4	N/A	Approved
Dan Scholz	STVR	2	N/A	Approved
Dan Scholz	STVR	2	N/A	Approved
Dan Scholz	STVR	4	N/A	Approved
Dan Scholz	STVR	2	N/A	Approved
Dan Scholz	STVR	3	N/A	Approved
Dan Scholz	STVR	3	N/A	Approved
Dan Scholz	STVR	3	N/A	Approved
Dan Scholz	STVR	4	N/A	Approved
Dan Scholz	STVR	3	N/A	Approved
Debbie Kanehira	STVR	2	N/A	Approved
Denisa Jankovska	STVR	2	N/A	Approved
Derek Urban	STVR	2	N/A	Approved
Eme Manley / Grand Welcome	STVR	3	N/A	Approved
Eme Manley / Grand Welcome	STVR	2	N/A	Approved
Eric Stewart	STVR	1	N/A	Approved
Flying Lotus LLC	STVR	3	N/A	Approved

Applicant	Type of Facility	Units	Completion date	Status
IVCX Property Group LLC	STVR	3	N/A	Approved
James Luz / Janelle Luz	STVR	2	N/A	Approved
Jami Ullrich	STVR	2	N/A	Approved
Jan Lethen	STVR	3	N/A	Approved
Jason Umphress / Cecile Umphress	STVR	4	N/A	Approved
Jay Tubianosa / Island Beach Rentals LLC	STVR	3	N/A	Approved
Jeff Seifert	STVR	2	N/A	Approved
Jeff Seifert	STVR	2	N/A	Approved
Jeff Seifert	STVR	2	N/A	Approved
Jeffrey M. Haagenson	STVR	2	N/A	Approved
Jo Ann Dornbush dba Big Island Golf Villas LLC	STVR	3	N/A	Approved
Josh Howell	STVR	2	N/A	Approved
Julie Zimring	STVR	2	N/A	Approved
Kathleen Maze	STVR	2	N/A	Approved
Kevin Hawes	STVR	3	N/A	Approved
Kevin LeBlanc	STVR	3	N/A	Approved
Kim Horton	STVR	2	N/A	Approved
Kohala LLC	STVR	3	N/A	Approved
Kona Coast Property Management LLC	STVR	2	N/A	Approved
Kona Coast Property Management LLC	STVR	2	N/A	Approved
Land Planning Hawaii LLC	STVR	2	N/A	Approved
Leah Altemeier	STVR	2	N/A	Approved
Lonnie Gunter	STVR	2	N/A	Approved
Malia Rozetta	STVR	2	N/A	Approved
Malia Rozetta	STVR	3	N/A	Approved
Malia Rozetta	STVR	3	N/A	Approved
Malia Rozetta	STVR	2	N/A	Approved
Malia Rozetta	STVR	2	N/A	Approved
Malia Rozetta	STVR	4	N/A	Approved
Malia Rozetta	STVR	2	N/A	Approved
Malia Rozetta	STVR	2	N/A	Approved
Melissa Oman	STVR	1	N/A	Approved
Michelle Coupe	STVR	2	N/A	Approved
Nathan Danielson / Erin Quirk	STVR	3	N/A	Approved
Noam Topaz / Elizabeth Topaz	STVR	2	N/A	Approved
Perkins Family 2022 Investments Turst	STVR	3	N/A	Approved
Rachael Hepler	STVR	2	N/A	Approved
Randi Feigin	STVR	3	N/A	Approved
Randi Feigin	STVR	3	N/A	Approved
ResorticaHawaii.com	STVR	2	N/A	Approved
Resorticahawaii.com	STVR	2	N/A	Approved
ResorticaHawaii.com	STVR	2	N/A	Approved
ResorticaHawaii.com	STVR	2	N/A	Approved
ResorticaHawaii.com	STVR	1	N/A	Approved

Applicant	Type of Facility	Units	Completion date	Status
ResorticaHawaii.com	STVR	2	N/A	Approved
ResorticaHawaii.com / Kim Horton	STVR	3	N/A	Approved
ResorticaHawaii.com Inc.	STVR	3	N/A	Approved
Robert Johnson	STVR	3	N/A	Approved
Robert Nichols	STVR	2	N/A	Approved
Ryan Hoffman	STVR	2	N/A	Approved
Sarah Woodberry Trauner	STVR	2	N/A	Approved
Shannon Low	STVR	4	N/A	Approved
Shig Shiwota	STVR	3	N/A	Approved
Stephen M. Erb	STVR	2	N/A	Approved
Suzanne Scaramuzza	STVR	2	N/A	Approved
The Kopczynski Family Tr dtd 06/23/2011	STVR	3	N/A	Approved
WAHA LLC	STVR	3	N/A	Approved
Yuki Laliberte / LUVA Vacation Rentals	STVR	3	N/A	Approved

Source: County of Hawai'i, Department of Planning, 2022

Table 10: Planned Additions and New Developments – County of Kauaʻi

Name of Facility	Planned Type	Total Units in Project	Estimated Completion	Notes
Kapalawai- Robinson Family	Hotel-Cottage type	250	N/A	Zoning permits obtained. Building permits not obtained yet.
Kukui'ula-Kukui'ula Development Co. (Hawai'i), LLC	Resort, Single Family, Multi-Family, Golf course, Hotel, Condo/Timeshare	1,500 (all types) (max of 750 visitor units, plus 21 guest cottages)	N/A	N/A
Po'ipū Realty Partner LLC/Royal Palms at Po'ipū Beach	Resort Condo	164	N/A	Zoning permits obtained. Building permits not obtained yet.
Kiahuna Po'ipū Golf Resort LLC	Resort Condo	282	N/A	Zoning permits obtained. Building permits not obtained yet.
Po'ipū Sheraton Expansion/SVO Pacific Inc.	Timeshare	382 Multi-family units & 186 Hotel	N/A	Land permits issued. Building permits not applied for yet.
Coconut Beach Development	Apartment/Hotel	343 Multi-Family, 6 Hotel	N/A	Land use permits issued. Building permits not applied for yet.
Coconut Plantation Development	Apartment/Hotel	192 Multi-Family, 6 Hotel	N/A	Land use permits issued. Building permits not applied for yet.
Princeville-Moody property	Hotel or Timeshare	N/A	N/A	There have been inquiries on this property, no formal permit applications.

Source: County of Kauaʻi Planning Department, 2022

Table 11: Planned Additions and New Developments – County of Maui

Name of Facility	Planned Type	Total Units in Project	Estimated Completion	Notes
Maui Palms Expansion	Hotel	136	2025	SMA permit issued. Permit transferred to new owner in 2014. Also known as the Maui Pagoda. Received two year time extension request to complete construction.
Maui Lu Timeshare	Timeshare	388	2022	Amended SMA to delete lock off units. SMA permit transferred in 2014. Demolition complete. Under construction.
Kamaole Grand	Condo	217	N/A	SMA permit approved. Construction pending. Received two year time extension request to initiate construction.
Kapalua Project District 2-Kapalua Mauka	Mixed Use	690	N/A	Project District permits Issued. Project Pending.
Plantation Inn	H-M Hotel	14	2022	Redevelopment of existing Plantation Inn. Includes demolition of existing structure and the construction of a two-story guest building with 14 new rooms. Construction is not completed. Compliance Report approval issued in 2018 to complete construction by 2022.
Villas at Royal Lahaina	Condo/Hotel	128	N/A	SMA permit issued. Construction pending. Floor plans range from 2 to 4 bedroom units.
Maui Research and Technology Park	Mixed Use Hotel	150-Hotel units	N/A	County Council approved Maui Research and Technology Park which allows hotel rooms. Hotel project submitted includes 280 guest rooms in 3 buildings
Down Town Kihei	Mixed Use Hotel	150	2026	CIZ & SMA approved. Construction pending. Anticipated start of construction by 2024. Estimated Completion date is 2026, 2 years after initiation of construction.
Wada Commercial Building & Hotel	Mixed Use Hotel	8	N/A	SM1 2013/0003 and CTB 2017/0004 approved. On June 29, 2021, the Applicant requested for a one year time extension
Makena Resort M-5, M-6, S-7, B-2	Mixed Use	40	2030	SMA approved. Construction pending. Only 10, 2-story TVR transient vacation rental buildings consisting of 4 visitor units each for a combined total of 40 visitor bedrooms on 47.15 acres. (SM1 2015/0012). Estimated Completion date to 2030.

**Table 11: Planned Additions and New Developments – County of Maui
(Continued)**

Name of Facility	Planned Type	Total Units in Project	Estimated Completion	Notes
Grand Wailea Resort Expansion	Hotel	151	N/A	Project is approved and it is in a contested case. Developer: BRE ICONIC GWR OWNER LLC Comments: Dec2020-Renovations/ 151 additional hotel guest units. Add parking level = 158 new stalls. Beachside Seaside Chapel will remain. 30 new public beach stalls. (2020 > Reduction in expansion > successful community intervention over iwi kupuna). Renovate and expand swimming pool and restaurant facilities expand the parking structure from three to four levels.
Hotel Ike	Hotel	110	N/A	Project approved by MPC and is currently under construction.
Hotel Wailuku	Hotel	156	N/A	Chapter 343 process not complete. As of 7/28/2021 no action yet taken on DEA.
Kanaha Hotel	Hotel	200	2024	Project in review
Wailea Resort SF-7A/MF-12/MF-13	Mixed Use	289	2027	Project in review. Approx. 23 vacation rental units.
Alternative Tourism Visitor Units (B&B, STRH, TVR)				
Bed and Breakfast Home (owner/applicant MUST live on site)	B&B	431	Permitted B&B-153 Projects in review-11	The Maui County Council adopted Ordinance No. 5316, which took effect on January 7, 2022 and established a moratorium on new transient accommodations for two years or until the Council adopts a tourism management ordinance(s), whichever is sooner. Except for Bed and Breakfast permit applications, the Planning Department cannot accept any new permit applications for Short-Term Rental Homes or other types of vacation rentals on the island of Maui. Existing permits can be renewed and existing operations can be repaired or renovated but not in a way that adds new or expands vacation rental units.
Short Term Rental Home (owner/applicant does NOT live on site)	STRH	642	Permitted STRH-176 Projects in review-0	
Transient Vacation Rental (processed as Conditional Permits)	TVR	71	Permitted TVR-12 Projects in review-0	

Source: County of Maui Department of Planning, 2022

Table 12: Planned Additions and New Developments – City & County of Honolulu

Name of Facility	Planned Type	Total Units in Project	Estimated Completion	Notes
KO OLINA RESORT				
Atlantis Resort Ko Olina	Hotel Condo Hotel	+800 +524	Unknown	Announced in late 2016, Hawaii's first Atlantis Resort is expected to be developed on 26 acres in Ko Olina. In the early permitting process.
Four Seasons Resort O'ahu (renovation and expansion of the Ihilani Resort)	Hotel	358	Reopened in May 2016	The Ihilani hotel closed in January 2015, and after renovations reopened as the Four Seasons in May 2016. A planned second tower in the back will provide luxury resort condo residences.
	Condo Hotel	+150	Unknown	
Unnamed beachfront hotel next to the Marriott Beach Club	Hotel Condo Hotel	+400 +400	Unknown	A two-tower hotel and resort condo project announced at the end of 2015; no permitting action yet.
The rest of Ko Olina Resort	All types	Unknown	No firm plans	Several inland sites are available for resort or residential use.
EWA BEACH				
Hoakalei Resort at Ocean Pointe	Hotel	Up to +950	Unknown	Ocean Pointe/Hoakalei Resort now plans a lagoon instead of a marina, and this has delayed the project's future hotel plans.
Hyatt Hoopili	Hotel	+241	Unknown	Processing CUP Application (No. 2019/CUP-12).
Element Hotel Kapolei	Hotel	+204	Unknown	Processing CUP Application (No. 2021/CUP-34).
ALA MOANA AREA				
1500 Kapiolani	Hotel Condo Hotel	+444 +6 68 affordable units "air rights"	Unknown	Processing an IPD-T Permit Application (No. 2017/SDD-24), and decision due July 30, 2017. Public hearing is scheduled for June 28, 2017.
Hawai'i Ocean Plaza	Hotel Condo Hotel	+175 +216	Unknown	Processing SD Permit.
Manaolana Place Hotel (corner of Kapiolani & Atkinson Dr.)	Hotel Multi-family dwelling	+125 +98	2025	Issued Major Special District Permit on May 16, 2017. Phase 1 construction began in December, 2022
Sky Ala Moana	Condo Hotel	300	Under Construction	(2019/SDD-25).

Source: City and County of Honolulu, Department of Planning and Permitting, Planning Division, 2022

Table 12: Planned Additions and New Developments – City & County of Honolulu (Continued)

Name of Facility	Planned Type	Total Units in Project	Estimated Completion	Notes
WAIKĪKĪ				
A second new timeshare tower at the Hilton Hawaiian Village	Timeshare	+255	2024 or later	This planned second tower will replace the existing Rainbow Bazaar, in the central core area next to the parking structure.
Sheraton Princess Kaiulani	Hotel	+1,009	2022 or later	350' tower with 1,009 hotel units.
Hilton Grand Vacations (Former 133 Kaiulani behind the Hyatt Regency Waikiki)	Timeshare	+203	2022 or later	A planned high-rise hotel has obtained its needed PD-R permit and will replace the King's Village shops and adjacent parcels.
King Kalakaua Plaza	Hotel	+230	2022 or later	Conversion and expansion of the old Nike Town store into a seven-story hotel.
Pearl Hotel Waikiki	Hotel	+47	Unknown	2021/SDD-52. Current property will go from 132 units to 179 units.
Hale Lauula	Hotel/ MFD	+16	Unknown	2021/ED-1
HONOLULU				
Homewood Suites	Hotel	+257	Unknown	2020-02-0781 in review.
KCR Development	Condo Hotel	+315 hotel +529 condo +84 affordable	Unknown	DPP processed an IPD-T Permit Application (No.2020/SDD-79). which is currently being reviewed by the City Council under Resolution 20-174. As the City Council has not made a decision on Resolution, the number of hotel, condo-hotel, and affordable units may change.
Wo Fat	Hotel	+23	Under construction	2019/SDD-32
RURAL AREAS				
Replacement of the Laie Inn by the Laie Marriott Courtyard, in two phases	Hotel Hotel	-49 +144 +78	Demolished 2010 144 in 2015 unknown	The 49-unit Laie Inn was demolished, and the first phase of the new 144-room hotel was completed in 2015. 78 additional units are planned for a total of 222 units.
Turtle Bay Resort expansion	Hotel	625	Unknown	Public agencies have purchased conservation easements and land, so this scaled-down resort expansion plan can proceed.
Makaha Resort demolition and replacement project	Hotel Hotel & Timeshare	-173 +300	Demolished 2014 Unknown	The old resort closed in 2011 and was demolished in 2014. The new owners have announced plans for up to 300 hotel and timeshare units, and have begun infrastructure planning.

Source: City and County of Honolulu, Department of Planning and Permitting, Planning Division, 2022

Table 13: Visitor Plant Inventory Reductions

Area	Property Name	Property Type	Total Units	Reason Closed/Out of Business
HAWAII				
HILO/HONOKA'A				
	Mountain Meadow Ranch Bed & Breakfast	VRU-House	1	Temporarily closed.
KOHALA/WAIMEA/KAWAIHAE				
	Aaah, The Views Bed & Breakfast	B&B	2	Not operated as a B&B.
KONA				
	A 1st Class Bed & Breakfast Kona Hawaii	B&B	2	Closed.
	Mango Sunset Bed And Breakfast Inn At Lyman Farms	B&B	2	Closed until further notice.
	Keauhou Estates Hale O Nani	VRU-House	1	Closed.
	Waiha Loop Kona Peppa	VRU-House	1	Closed.
KAUAI				
PO'IPU/KUKUI'ULA				
	Ka Lae Kiki	VRU-House	1	Closed.
LIHUE				
	Garden Island Inn	Hotel	21	Closed for visitors, allows only permanent residents.
MAUI				
KAHULUI/WAILUKU AREA				
	Nalu Kai Lodge	Hotel	9	Closed.
LAHAINA/KAANAPALI/NAPILI				
	Lahaina Inn	Hotel	12	Closed.
O'AHU				
WAIKĪKĪ/HONOLULU				
	Island Hostel (Estimate)	Hostel	12	Closed.
	Waikiki Beachside Hostel	Hostel	45	Closed, opening January 2023.
WINDWARD SIDE				
	Beach Lane B & B	B&B	2	Closed.

Table 14: Individually Advertised Vacation Rental Units by County

From 2015 to 2020, the VPI included a Supplemental Analysis of Individually Advertised Vacation Rental Units (“IAVRU”). The data for this analysis were extracted from vacation rental booking platforms such as Airbnb, VRBO and TripAdvisor. The 2022 VPI does not include an analysis of IAVRU, as DBEDT now publishes a monthly tracking study of the vacation rental market that provides supply and demand data on a regular basis.

Because of the difficulty involved in identifying all vacation rental units using traditional survey methodology, the method of extracting data from the booking platforms is believed to provide a better estimate of the supply of vacation rentals. DBEDT’s data contractor for the monthly tracking study of the Hawai‘i vacation rental market, Transparent Intelligence, has provided us with the following summary of the average supply of vacation rentals by county for 2021 and 2022.

Island	2022 (Jan to Oct) Supply of Vacation Rental Units	2021 (Jan to Nov) Supply of Vacation Rental Units	Change From 2021
Hawai‘i Island	6,943	6,616	4.94%
Kaua‘i	4,066	4,028	0.94%
Maui	9,867	9,978	-1.11%
Moloka‘i	220	241	-8.71%
Lāna‘i	10	9	11.11%
O‘ahu	7,864	7,263	8.27%
Total	28,970	28,135	2.97%

2022 VISITOR PLANT INVENTORY: LIST OF PROPERTIES

The 2022 VPI property list is available online in a companion workbook. Notes for the list are shown below.

Explanation of Categories

- Island = Island on which the property is located
- Area = Area of the island where the property is located
- Name = Name of property
- Type = Unit Type
- Available Units = Number of units available for visitor use
- Change from 2021 = Difference in available units between 2022 and 2021 for entire property.
- Opened = Year property first opened

Class

- B Number of visitor units classified as Budget (Up to \$100 per night)
- S Number of visitor units classified as Standard (\$101 to \$250 per night)
- D Number of visitor units classified as Deluxe (\$251 to \$500 per night)
- L Number of visitor units classified as Luxury (Over \$500 per night)
- N/A Not available

Last Response

- 2022 Survey form received in 2022
- 2021 No response received in 2022, information received in 2021
- 2020 No response received in 2021, information received in 2020
- 2019 No response received in 2020, information received in 2019

Notes

- A – Visitor unit count estimated by AOUO/Resident Manager/Property Manager (for units managed by others)
- B – Visitor unit count estimated by Owner/Operator (for units owned/managed by others)
- C – Visitor unit count estimated by county real property tax departments
- D – Visitor unit count estimated by DBEDT
- E – Visitor unit count estimated based on prior survey response.
- F – The property’s reporting method changed from 2021
- G – Selected units closed for renovation/reconstruction (balance of the property open for business)
- H – Units reopened after renovation/reconstruction
- I – Added units (new construction)
- J – Survey responses indicate additional units available for transient rental
- K – Survey responses indicate units no longer available for transient rental
- L – Survey responses indicate change in supply
- M – Visitor unit count is for beds, not rooms, for Hostel property

METHODS AND PROCEDURES: Visitor Plant Inventory

The 2022 Visitor Plant Inventory presents the results of DBEDT's enumeration of visitor accommodations in Hawai'i. Existing visitor accommodations as of May 1, 2022 as well as planned developments and additions to existing developments were catalogued.

Visitor Plant Inventory Survey: Information about transient accommodations was gathered mainly from a survey of existing visitor accommodation properties and management companies. Survey forms were sent to general managers, property managers and other individuals who could provide information about the property. The survey provided information about available units, planned additions and other information presented in this report.

Survey forms were distributed to all properties that participated in the prior year's survey and additional properties identified through the association survey (below) and internet research. Information for hotel and condominium hotel properties that participate in STR, Inc's monthly survey were also cross-verified against STR, Inc's property database.

Survey forms were distributed via mail, email, and fax. If no response was received, follow-up telephone calls, emails, and/or faxes were made to the property to remind them to complete and return the form. Subsequently, if no response was received after the follow-ups, an Internet search was conducted to determine if the property was still in business and telephone calls were made to verify unit counts and types. If no response was received or no data was found on the Internet, but information was available from prior years (2019, 2020, and 2021), that information was included and so noted. If no response was received from a property and information was available from the association survey, such information was included and so noted. If no survey form was returned and no information

was available from previous years or other sources, the property was listed as a non-respondent.

Association of Unit Owners Manager Survey: A survey of Association of Unit Owners ("AOUO") management companies for projects located in resort areas was conducted to gather information about transient rental units located within the project, especially VRU rental houses/villas and VR-condo units. AOUO managers were also asked to identify rental management companies associated with such visitor units and also IVU-condo units which are being marketed by owners, including participation in Visitor Rental By Owner ("VRBO"), Home Away, etc. programs. Any identified rental management companies that were not previously contacted were sent VPI survey forms. Data from this survey was also used to estimate VRU-condo units for a given project.

Contact information included in the State of Hawai'i Department of Commerce and Consumer Affairs' AOUO Contact List and Developer's Public Report/Association Biennial Registration database was used in the administration of this survey. Letters and survey forms were distributed via mail, email, and fax and follow-up telephone calls, emails, and/or faxes were also made.

Association Letter: Continued in 2022, this survey's purpose was to gather contact information of associations whose members were transient visitor accommodations in the State of Hawai'i. Letters were sent to these associations to request member accommodation contact information, from which the mailing list was updated and new accommodations were contacted via mailing as described above.

Timeshare Properties: Information on timeshare properties were gathered through the survey questionnaire, which asked for

information on the number of units registered as timeshare and units operated as timeshare. The number of units registered included those that were available for sale in a timeshare program (as well as those already sold in such a program). The number of units operated represented the units that were in use. Certain timeshare properties have the ability to split a given registered timeshare unit into more than one operated visitor unit (i.e. it may be possible for a two-bedroom unit to be rented as two keys: one studio unit and one 1-bedroom unit).

As of the 2009 VPI, the listing of timeshare inventory presented in Table 8 has been restated with registered units representing the number of units that were available to be sold as part of a timeshare program and operated units were defined as number of salable keys that were operated for visitor use. In some cases, the number of operating units exceed the number of registered units for a given timeshare property.

The available timeshare units listed in Tables 3 and 5 and their related charts were the total number of operated units. The number of timeshare properties listed in Tables 2 and 4 were the properties with the majority of units classified as timeshare. However, the number of available units listed with the timeshare category included those units that were cross-listed under the other property types. The 2022 Current Visitor Plant Inventory details the unit types available at each property.

Starting with the 2009 VPI, certain timeshare operators reported their inventory counts in terms of individual guest rooms (keys) rather than timeshare units previously reported. For example, a two-bedroom timeshare unit may, depending configuration, be rented separately as two guest rooms: a one-bedroom unit and as a studio unit. This change in reporting procedure resulted in a higher inventory count for certain timeshare properties, but did not necessarily reflect a change in the physical plant.

Cross Verification of Data: Responses from selected hotels, condominium hotels, and timeshare properties were cross verified against Smith Travel Research's property database and data from the American Resort Development Association.

Responses were also cross-verified against data received from the four counties, including real property classifications, bed and breakfast license data, and transient vacation unit (TVU) license data.

Unit Type Classification: Each unit reported in the survey was assigned a unit type based on DBEDT's type definitions [page 50]. For the purposes of classification, a given property may include more than one unit type. Historically, type classifications were self-selected by the respondent but research has shown that the response was not always consistent with DBEDT's type definitions. In such cases, the unit type was corrected for the 2022 VPI report.

Notably, many respondents classified their units as condominium hotel due to the units' location within a condominium building, but did not have the services or amenities included in DBEDT's definition for a condominium hotel. These units were reclassified as individual vacation units.

Property Type Classification: Classification of property type (Tables 2 & 4) for properties with more than one unit type was determined by the majority of units on that property. Historically property type was self-selected by the respondent but research has shown that the response was not always consistent with DBEDT's type definitions [page 50].

Planned New Developments: Information about planned new developments was gathered with assistance from the four county Planning Offices. The information was reprinted here and includes projects and developments that have achieved some level of jurisdictional approval. That was to say,

these developments were a step beyond the preliminary stages of development and have some “official” standing as planned developments.

DEFINITIONS

Type of Units

An individual property may include more than one type of unit. If a property has more than one unit type, the majority unit type was used to determine the property type for the purposes of this report. Units were categorized as follows:

Apartment / Hotel (Apt/Hotel): Visitor accommodations units typically located in low-rise apartment-style buildings and available for short-term rental. Units may have kitchens and laundry facilities. Front desk operations and housekeeping service are limited and sometimes non-existent.

Bed & Breakfast (B&B): A lodging facility with a limited number of guest units, available for short-term rental. Services include breakfast in the daily rental rate. Typical bed and breakfast facilities may be small, quaint inns or family homes.

Condominium Hotel (Condo Hotel): A multi-unit property legally classified as a condominium with each unit individually deeded. Generally, units are collectively placed into transient hotel rental operations, offering most of the services of a hotel, such as daily housekeeping service and front desk operations. Condominium hotel units are larger than hotel units and include studios and one- to three-bedroom units, with kitchen and laundry facilities, available for transient use on short-term rental basis (30 days or less).

Hotel: A multi-unit lodging facility that provides room accommodations on a short-term rental basis. Services often include a pool, restaurant operations, and other “away from home” services such as daily housekeeping service and front desk operations.

Hostels: An inexpensive, limited-service lodging facility, often with dormitory-style accommodations. They are available for short-

term rental and are frequently used by younger travelers.

Vacation Rental Unit (VRU): An individual vacation rental unit available for visitor use on a short-term basis (30 days or less). VRs usually include kitchens, laundry facilities, and parking garages. Services are very limited although some may include some housekeeping service.

- **Vacation Rental in a Condominium Hotel (VR-Condo):** A condominium hotel unit available for visitor use on a short-term basis. VR-Condos are not rented or managed by the condominium hotel management, but are available through individual owners, property managers, or Internet agencies.
- **Vacation Rental House (VR-House):** A single-family dwelling property available for visitor use on a short-term basis. May be a house, townhouse, duplex, multiplex, cabin, villa or cottage, where the owner does not reside on the property.
- **Vacation Rental Other (VR-Other):** Vacation Rental Units located in other types of properties not mentioned above. Includes private and shared rooms for visitor use and other non-traditional accommodations.

Timeshare: A timeshare is a type of property ownership in which guests acquire a shared interest in a hotel or condominium hotel unit for a specific period of time and on a recurring basis. Timeshare ownership is typically defined by intervals (a set number of days and

nights of annual use) or points (a “currency” that represents ownership and is used to establish value for seasons, unit sizes, and resort locations).

“Operated” timeshare units are those that have been sold and are currently (as of May 1) available for visitor use. “Registered” units include operated units and units that are not yet operating as visitor rentals.

Some timeshare units can be rented as one or two units as their design allows a single unit to be divided into two complete sections and operated as two units by securing a door

between the sections. The number of keys operated as timeshare reflect the number of distinct keys available for each unit.

Other: Includes lodges, inns, or any other form of property not included in the above definitions.

Owner-Occupied: Units not available for transient visitor use (30 days or less).

Not for visitor use: Includes owner-occupied units, residential rentals only, and units under remodeling.

Class of Units

The Visitor Plant Inventory survey also included questions about the class of units at each property. The subsequent tables show the percent of each class of units available by island. Units were classified as follows:

Class

Budget
Standard
Deluxe
Luxury

Price Range (Rack Rate)

Up to \$100 per night
\$101 to \$250 per night
\$251 to \$500 per night
Over \$500 per night

APPENDIX A: Survey Forms

Cover Letter Sample



DEPARTMENT OF BUSINESS, ECONOMIC DEVELOPMENT & TOURISM

No. 1 Capitol District Building, 250 South Hotel Street, 5th Floor, Honolulu, Hawaii 96813
Mailing Address: P.O. Box 2359, Honolulu, Hawaii 96804
Web site: dbedt.hawaii.gov

DAVID Y. IGE
GOVERNOR
MIKE MCCARTNEY
DIRECTOR

Telephone: (808) 586-2355
Fax: (808) 586-2377

July 1, 2022

RE: 2022 State of Hawai'i Visitor Plant Inventory Survey -

Aloha,

The Department of Business, Economic Development & Tourism (DBEDT) is in the process of updating the annual State of Hawai'i Visitor Plant Inventory report, and we would greatly appreciate your support and participation in this year's survey. Kloninger & Sims Consulting LLC has been contracted by DBEDT to conduct the 2022 Visitor Plant Inventory (VPI) survey.

Enclosed with this letter are:

- 2022 survey form pre-filled with your responses from 2021, if applicable
- Definition sheet

Please make your corrections directly on the survey form. If your information for 2022 is identical to 2021, simply sign and return the form.

Please submit your completed survey directly to Kloninger & Sims Consulting LLC via email (survey@kloningerandsims.com). The completed form can also be faxed to Kloninger & Sims Consulting LLC at (808) 441-5320.

We would greatly appreciate receiving this information by **August 1, 2022**. If you have any questions or need assistance in filling out the survey, please call Kloninger & Sims Consulting LLC at (808) 457-1272.

Sincerely,

Jennifer Chun
Director of Tourism Research

Repeat Participant Survey Form



Please review the existing data we have for your property, which is listed in the column labeled "2021." If the data is correct as of **May 1st, 2022** simply check the box, and sign and date below. If the data is erroneous or needs to be revised, please provide the correct information in the second column and then sign and date. **Definitions for each property type are listed in the Property Type Definition Sheet on the page prior to this survey.** Please return the form to Kloninger & Sims Consulting LLC in the self-addressed stamped envelope, by fax at (808) 441-5320 or via email (survey@kloningerandsims.com). For further information or clarification, please contact Kloninger & Sims Consulting LLC at (808) 457-1272. ***Mahalo for your cooperation!***

☐ If the data listed for 2021 is correct as of May 1st, 2022, please check this box and sign and date below.

SIGNATURE: _____ DATE: _____

1. PROPERTY INFORMATION:

Current Name of Property:	
Physical Address Of Property:	
Physical City, State, Zip Code:	
Website:	
VPI ID:	

2. CONTACT INFORMATION:

	2021	2022
Name of management company for this property:		
Contact name:**		
Contact title:		
Contact company:		
Contact address:		
City, State Zip Code:		
Email:		
Phone:		
Fax:		

**If the person who manages the vacation rental property or properties is different than the person listed, please provide their name and contact information instead (if applicable)

	2021	2022
3. PROPERTY UNIT COUNT \$ (TOTAL \$):		
A. Total # units for entire property		
B. # that are designated for visitor use		
C. # that are not for visitor use		

4. VISITOR UNITS FOR ENTIRE BUILDING/PROPERTY:

	2021	2022
A. Total # of <u>visitor units</u> for the entire property		
B. # that are operated as hotel		
C. # that are operated as condominium hotel <small>(has a front desk)</small>		
D. # that are registered as timeshare		
E. # <u>that</u> are operated as timeshare		
F. # <u>keys</u> operated as timeshare		
G. # that are operated as bed & breakfast		
H. # that are operated as vacation rental (VR)		
1. vacation rental condo (VR-Condo)		
2. vacation rental house (VR-House)		
3. vacation rental other (VR-Other)		
I. # that are operated as hostel		
J. # that are operated as apartment hotel		
K. # that are operated as other (please specify)		

5. PROPERTY DESCRIPTION AS OF MAY 1st, 2022:

A. # of structures on property		
B. # of floors in each property		

6. PROPERTY CHANGES AS OF MAY 1st, 2022:

	2021	2022
A. # units converted to timeshare this year		
B. # units converted to condo-hotel this year		
C. # units converted to VRs this year		

7. AVERAGE ROOM RATES DURING PEAK SEASON:

A. # that have rates Up to \$100/night		
B. # that have rates \$101 to \$250		
C. # that have rates \$251 to \$500		
D. # that have rates Over \$500/night		
E. TOTAL (A+B+C+D)		

8. AVERAGE ROOM RATES DURING LOW SEASON:

A. # that have rates Up to \$100/night		
B. # that have rates \$101 to \$250		
C. # that have rates \$251 to \$500		
D. # that have rates Over \$500/night		
E. TOTAL (A+B+C+D)		

9. PROPERTY MILESTONES

A. Year property first opened		
B. Year of last major renovation (Property restored to like-new condition)		

Repeat Participant Survey Form Vacation Rental Units, Bed & Breakfast, Hostel, and Others



Please review the existing data we have for your property, listed in the column labeled "2021 Data". If the data as of May 1st, 2022 is correct, simply check the box and provide your signature and date. If the data is incorrect or needs to be revised, please provide the correct information in the second column and then sign and date. Definitions for each property type are listed on the Property Type Definition Sheet on the prior page. Please return the form to Kloninger & Sims Consulting LLC in the self-addressed stamped envelope, by fax at (808) 441-5320 or via email (survey@kloningerandsims.com). For further information or clarification, please contact Kloninger & Sims Consulting LLC at (808) 457-1272. **Mahalo for your cooperation.**

☐ If the data listed for 2021 is correct as of May 1st, 2022, please check this box and sign and date below.

SIGNATURE: _____

DATE: _____

2021 Data

2022 Correction

1. PROPERTY INFORMATION

- A. Current name of property:
- B. Physical address of property:
- C. Physical city, state, zip code:
- D. Website:
- E. Name of building/complex:
- F. VPI ID:

2. VISITOR UNITS MANAGED BY YOU AT THIS ADDRESS

- A. Total number of visitor units for entire property
- B. # that are operated as bed & breakfast
- C. # that are operated as vacation rental (VR)
 - 1. vacation rental condo (VR-Condo)
 - 2. vacation rental house (VR-House)
 - 3. vacation rental other (VR-Other)
- D. # that are operated as hostel
- E. # that are operated as apartment hotel
- F. # that are registered as timeshare
- G. # that are operated as timeshare
- H. # of keys operated as timeshare
- I. # that are operated as other

3. PROPERTY DESCRIPTION

- A. # of structures on property
- B. # of floors on property

4. AVERAGE ROOM RATES DURING PEAK SEASON

- A. # that have rack rates Up to \$100/night
- B. # that have rack rates \$101 to \$250
- C. # that have rack rates \$251 to \$500
- D. # that have rack rates Over \$500/night
- E. TOTAL (A+B+C+D)

5. AVERAGE ROOM RATES DURING LOW SEASON

- A. # that have rack rates Up to \$100/night
- B. # that have rack rates \$101 to \$250
- C. # that have rack rates \$251 to \$500
- D. # that have rack rates Over \$500/night
- E. TOTAL (A+B+C+D)

6. YEAR PROPERTY FIRST OPENED:

Year:

--

--

7. YEAR OF LAST MAJOR RENOVATION

(Property restored to like-new condition):

--

--

8. CONTACT INFO:

- A. Contact Name/Title:
- B. Contact Company:
- C. Contact Address:
- D. City, State, Zip Code:
- E. Email:
- F. Phone:
- G. Fax:

New Properties Survey Form



The Department of Business, Economic Development & Tourism is updating the State of Hawaii's annual Visitor Plant Inventory, the official census of visitor accommodations in the state. All information should be correct as of **May 1st, 2022**. Definitions for each property type are listed on the Property Type Definition Sheet on the prior page. Please return the form to Kloninger & Sims Consulting LLC in the self-addressed stamped envelope, by fax at (808) 441-5320 or via email (survey@kloningersims.com). For further information or clarification, please contact Kloninger & Sims Consulting LLC at (808) 457-1272. **Mahalo for your cooperation.**

SIGNATURE: _____

DATE: _____

2022 Data

1. PROPERTY INFORMATION

- A. Current name of property:
- B. Physical address of property:
- C. Physical city, state, zip code:
- D. Website:
- E. Name of building/complex:
- F. VPI ID:

2. VISITOR UNIT \$ MANAGED BY YOU AT THIS ADDRESS

- A. Total number of visitor units for entire property
- B. # that are operated as bed & breakfast
- C. # that are operated as vacation rental (VR)
 - 1. vacation rental condo (VR-Condo)
 - 2. vacation rental house (VR-House)
 - 3. vacation rental other (VR-Other)
- D. # that are operated as hostel
- E. # that are operated as apartment hotel
- F. # that are registered as timeshare
- G. # that are operated as timeshare
- H. # of keys operated as timeshare
- I. # that are operated as other

3. PROPERTY DESCRIPTION

- A. # of structures on property
- B. # of floors on property

4. AVERAGE ROOM RATES DURING PEAK SEASON

- A. # that have rack rates Up to \$100/night
- B. # that have rack rates \$101 to \$250
- C. # that have rack rates \$251 to \$500
- D. # that have rack rates Over \$500/night
- E. TOTAL (A+B+C+D)

5. AVERAGE ROOM RATES DURING LOW SEASON

- A. # that have rack rates Up to \$100/night
- B. # that have rack rates \$101 to \$250
- C. # that have rack rates \$251 to \$500
- D. # that have rack rates Over \$500/night
- E. TOTAL (A+B+C+D)

6. YEAR PROPERTY FIRST OPENED:

Year:

--

7. YEAR OF LAST MAJOR RENOVATION

(Property restored to like-new condition):

--

8. CONTACT INFO:

- A. Contact Name/Title:
- B. Contact Company:
- C. Contact Address:
- D. City, State, Zip Code:
- E. Email:
- F. Phone:
- G. Fax:

AOU Survey



The Department of Business, Economic Development & Tourism is updating the State of Hawai'i annual Visitor Plant Inventory, the official census of visitor accommodations in the state. All information should be correct as of **May 1, 2022**. Definitions for each property type are listed on the Property Type Definition Sheet. Please sign the form and return it to Kloninger & Sims Consulting LLC by fax to (808) 441-5320 or email to survey@kloningerandsims.com. For further information or clarification, please contact Kloninger & Sims at (808) 457-1272. ***Mahalo for your cooperation.***

1. PROPERTY INFORMATION:

- a) Name of building/complex _____
- b) Physical address of property: _____
- c) Physical city, state, zip code: _____
- d) Contact Name _____
- e) Contact Company: _____
- f) Email: _____
- g) Phone: _____
- h) Fax: _____
- i) Website: _____

2. PROPERTY UNIT COUNTS (TOTALS)

- a) # that are for visitor use _____
- b) # that are owner-occupied/residential tenants _____
- c) Total # units for entire property (a+b) _____

3. VISITOR UNITS

- a) Name of Resort Management Company _____
- b) # of visitor units managed by Resort Management Company _____
- c) Visitor Unit Type (ie. condo units, timeshare, villa) _____

Resort Management Co 1	Resort Management Co 2

- a) Name of Resort Management Company _____
- b) # of visitor units managed by Resort Management Company _____
- c) Visitor Unit Type (ie. condo units, timeshare, villa) _____

Resort Management Co 3	Individual Vacation Unit (VRBO, Home Away, Rented by owner)

SIGNATURE: _____

DATE: _____

Definition Sheet

VISITOR PLANT INVENTORY SURVEY DEFINITION SHEET

Apartment / Hotel	Visitor accommodations units typically located in low-rise apartment-style buildings and available for short-term rental. Units may have kitchens and laundry facilities. Front desk operations and housekeeping service are limited and sometimes non-existent.
Bed & Breakfast (B&B)	A lodging facility with a limited number of guest units, available for short-term rental. Services include breakfast in the daily rental rate. Typical bed and breakfast facilities may be small, quaint inns or family homes.
Condominium Hotel	A multi-unit property legally classified as a condominium with each unit individually deeded. Generally, units are collectively placed into transient hotel rental operations, offering most of the services of a hotel, such as daily housekeeping service and front desk operations. Condominium hotel units are larger than hotel units and include studios and one- to three-bedroom units, with kitchen and laundry facilities, available for transient use on short-term rental basis (30 days or less).
Hotel	A multi-unit lodging facility that provides room accommodations on a short-term rental basis. Services often include a pool, restaurant operations, and other "away from home" services such as daily housekeeping service and front desk operations.
Hostel	An inexpensive, limited-service lodging facility, often with dormitory-style accommodations. They are available for short-term rental and are frequently used by younger travelers.
Vacation Rental (VR)	<p>An individual vacation rental unit available for visitor use on a short-term basis (30 days or less). VRs usually include kitchens, laundry facilities, and parking garages. Services are very limited although some may include some housekeeping service.</p> <ul style="list-style-type: none"> • Vacation Rental in a Condominium Hotel (VR-Condo): A condominium hotel unit available for visitor use on a short-term basis. VR-Condos are not rented or managed by the condominium hotel management, but are available through individual owners, property managers, or Internet agencies. • Vacation Rental House (VR-House): A single-family dwelling property available for visitor use on a short-term basis. May be a house, townhouse, duplex, multiplex, cabin, villa or cottage, where the owner does not reside on the property. • Vacation Rental Other (VR-Other): Vacation rental units located in other types of properties not mentioned above. Includes private and shared rooms for visitor use and other non-traditional accommodations.
Timeshare	<p>A timeshare is a type of property ownership in which guests acquire a shared interest in a hotel or condominium hotel unit for a specific period of time and on a recurring basis. Timeshare ownership is typically defined by intervals (a set number of days and nights of annual use) or points (a "currency" that represents ownership and is used to establish value for seasons, unit sizes, and resort locations).</p> <p>"Operated" timeshare units are those that have been sold and are currently (as of May 1) available for visitor use. "Registered" units include operated units and units that are not yet operating as visitor rentals.</p> <p>Some timeshare units can be rented as one or two units as their design allows a single unit to be divided into two complete sections and operated as two units by securing a door between the sections. The number of keys operated as timeshare reflect the number of distinct keys available for each unit.</p>
Other	Includes lodges, inns, or any other form of property not included in the above definitions.
Owner-Occupied	Units not available for transient visitor use (30 days or less).
Not for visitor use	Includes owner-occupied units, residential rentals only, and units under remodeling.