



STATE OF HAWAII • DEPARTMENT OF BUSINESS,  
ECONOMIC DEVELOPMENT & TOURISM

# **Vision Insights Responsible Travelers Segment Canada**

May 29, 2024



# Vision Insights Syndicated Survey

- DBEDT subscribes to Vision Insight's Responsible Travelers Segment databases for the State of Hawai'i (O'ahu, Maui, Kaua'i and Hawai'i Island)
- Consumers are surveyed each day
- DBEDT receives access to new data each week for daily responsible traveler metrics – media-focused, brand health, purchase/intent, and consumer status
- Responsible Traveler Segment
  - Respondents who self-identify as responsible travelers (i.e., wellness focused, environmental impact, culturally minded)

# Vision Insights Metrics

- **Intent to Travel:** Percentage of people who intend to travel to a destination in the last week
- **Chatter (Net):** Net percentage of people who heard something positive about a destination and people who heard something negative about a destination in the last two weeks
- **Personal Discussion:** Percentage of people who have discussed the destination with friends and family in the past two weeks
- **Recommendation:** Percentage of people who are very likely to recommend the destination to a family, friend, or colleague
- **Consideration:** Percentage of people who are “Likely” to “Very Likely to Consider” a destination for their next vacation (Top 3 box of 8-point scale)
- **Favorability:** Percentage of people who rated a destination as “Favorable” or “Very Favorable” (Top 2 box of a 5-point scale)

# Destinations

- Respondents are asked about:
  - State of Hawai‘i
  - O‘ahu
  - Maui
  - Kaua‘i
  - Hawai‘i Island
- Intent to travel metric focuses on state-level indicating respondents’ interest in traveling to any Hawaiian Island
- Selecting a Hawaiian island indicates respondents’ chatter/personal discussion/recommendation/consideration/favorability for that specific Hawaiian island’s brand (the concept of a beautiful place called “Hawai‘i”) and lack of familiarity with individual islands

# 2023 Significant Dates

**July 31, 2023 –**  
Tropical  
Depression Five-  
E begins to be  
tracked by the  
National  
Hurricane Center  
(NHC)

**August 6, 2023 –**  
Central Pacific  
Hurricane Center  
forecasts  
Hurricane Dora to  
pass well south of  
Hawai'i

**August 9, 2023 –**  
Lieutenant  
Governor Sylvia  
Luke issues a  
proclamation that  
all nonessential  
travel to the  
island of Maui is  
strongly  
discouraged

**September 8,  
2023 –**  
Governor Josh  
Green issues a  
proclamation that  
all nonessential  
travel to the island  
of Maui is strongly  
discouraged until  
October 7, 2023

**October 8,  
2023 –**  
Nonessential  
travel to the  
island of Maui  
returns, along  
with the phase  
1 reopening of  
West Maui to  
visitors

**June 7, 2023 –**  
Halema'uma'u  
crater at Hawai'i  
Volcanoes  
National Park on  
Hawai'i Island  
begins to erupt  
after a three  
month pause

**August 1, 2023 –**  
Tropical  
Depression Five-  
E strengthens to  
Tropical  
Storm/Hurricane  
status, naming  
the system Dora

**August 8, 2023 –**  
State of  
emergency is  
declared for  
Lahaina/Kula  
(Maui) and  
Kohala (Hawai'i  
Island) wildfires  
caused by  
Hurricane Dora.  
West Maui is  
evacuated

**August 13,  
2023 –**  
Governor Josh  
Green issues a  
proclamation  
that all  
nonessential  
travel to the  
island of Maui is  
strongly  
discouraged  
until August 31,  
2023


**September 27,  
2023 –**  
Maui County  
Mayor Richard  
Bissen  
announces a  
three-phase  
approach to re-  
opening West  
Maui to visitors  
starting October  
8, 2023

**November 1,  
2023 –**  
Phases 2 and 3  
of reopening  
West Maui to  
visitors begins

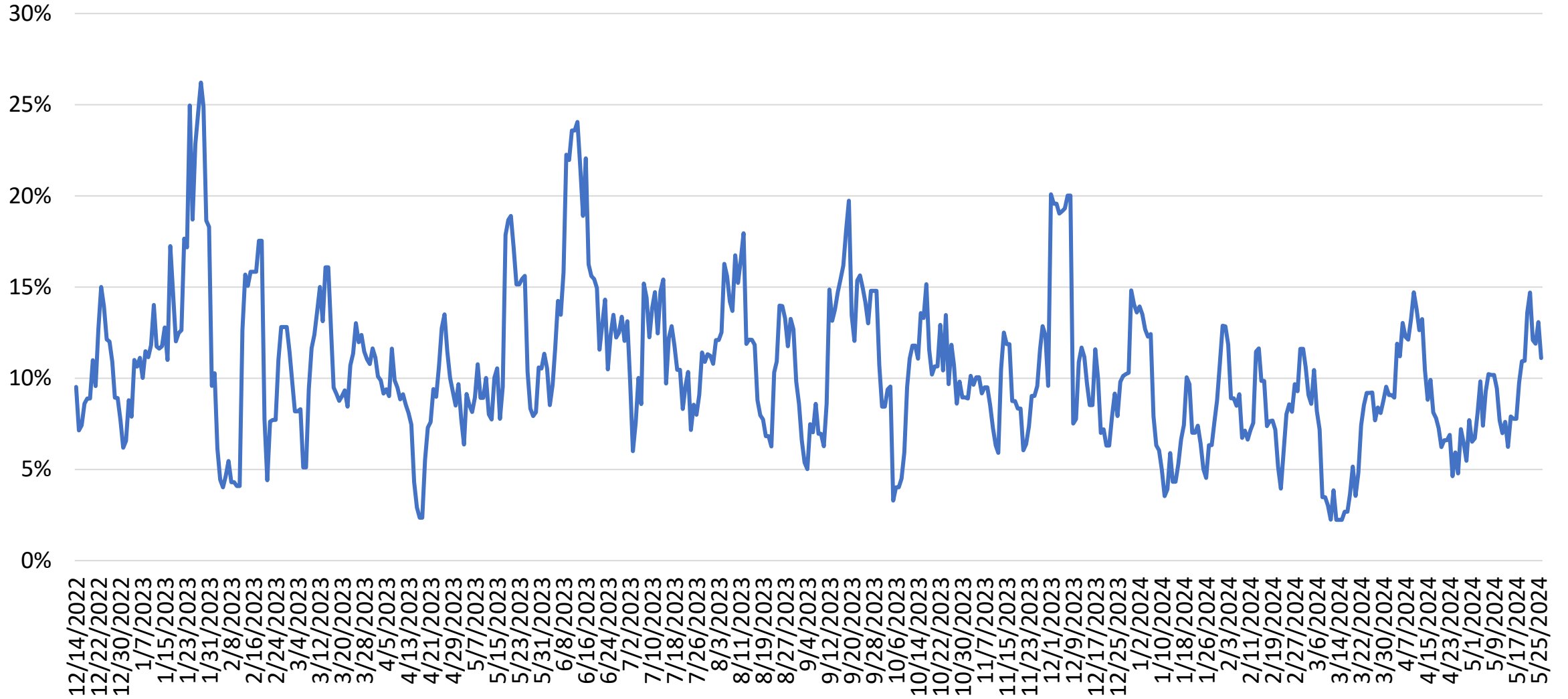


STATE OF HAWAII • DEPARTMENT OF BUSINESS,  
ECONOMIC DEVELOPMENT & TOURISM

**Canada  
Responsible Travelers Segment  
State of Hawai'i**



# State of Hawai'i – Intent to Travel Canada One-Week Moving Average



Source: Vision Insights Data as of May 29, 2024



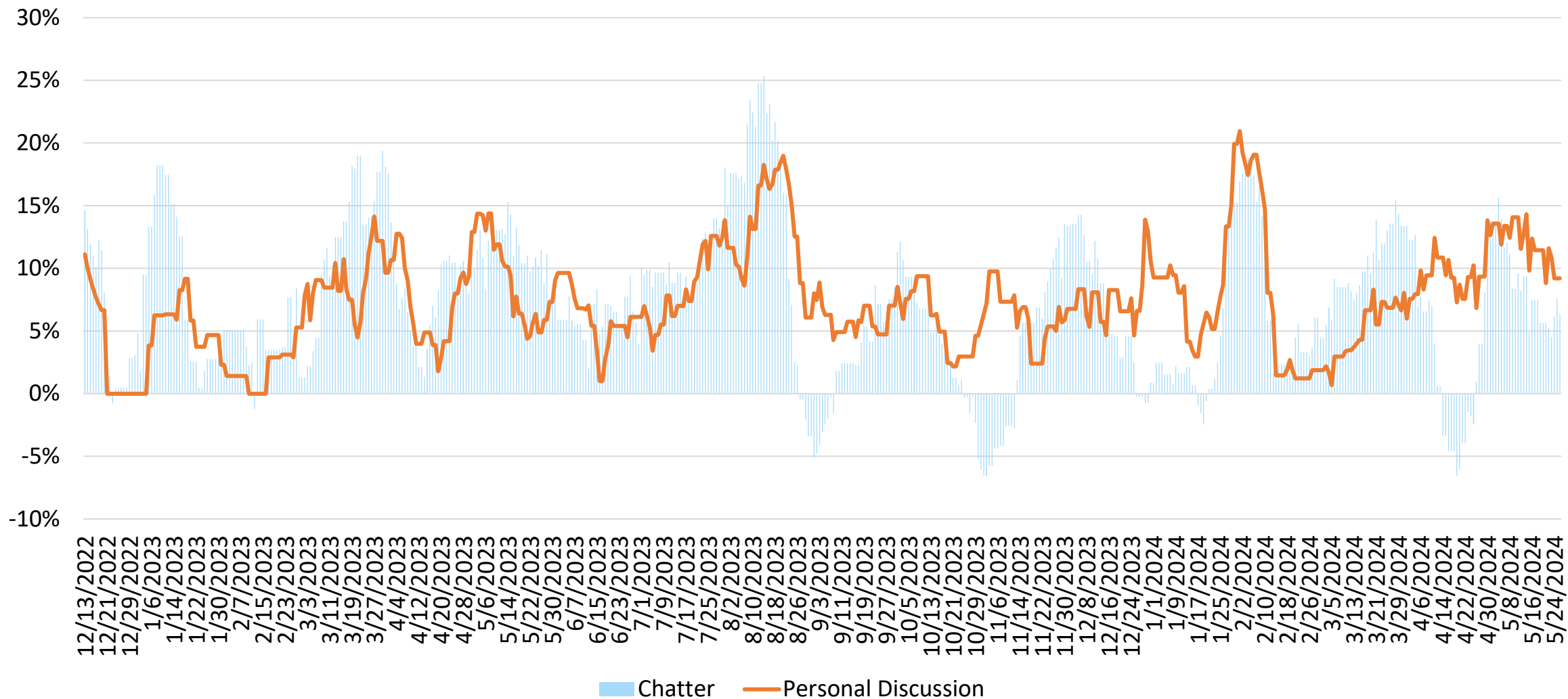
STATE OF HAWAII • DEPARTMENT OF BUSINESS,  
ECONOMIC DEVELOPMENT & TOURISM

# Canada Responsible Travelers Segment O'ahu



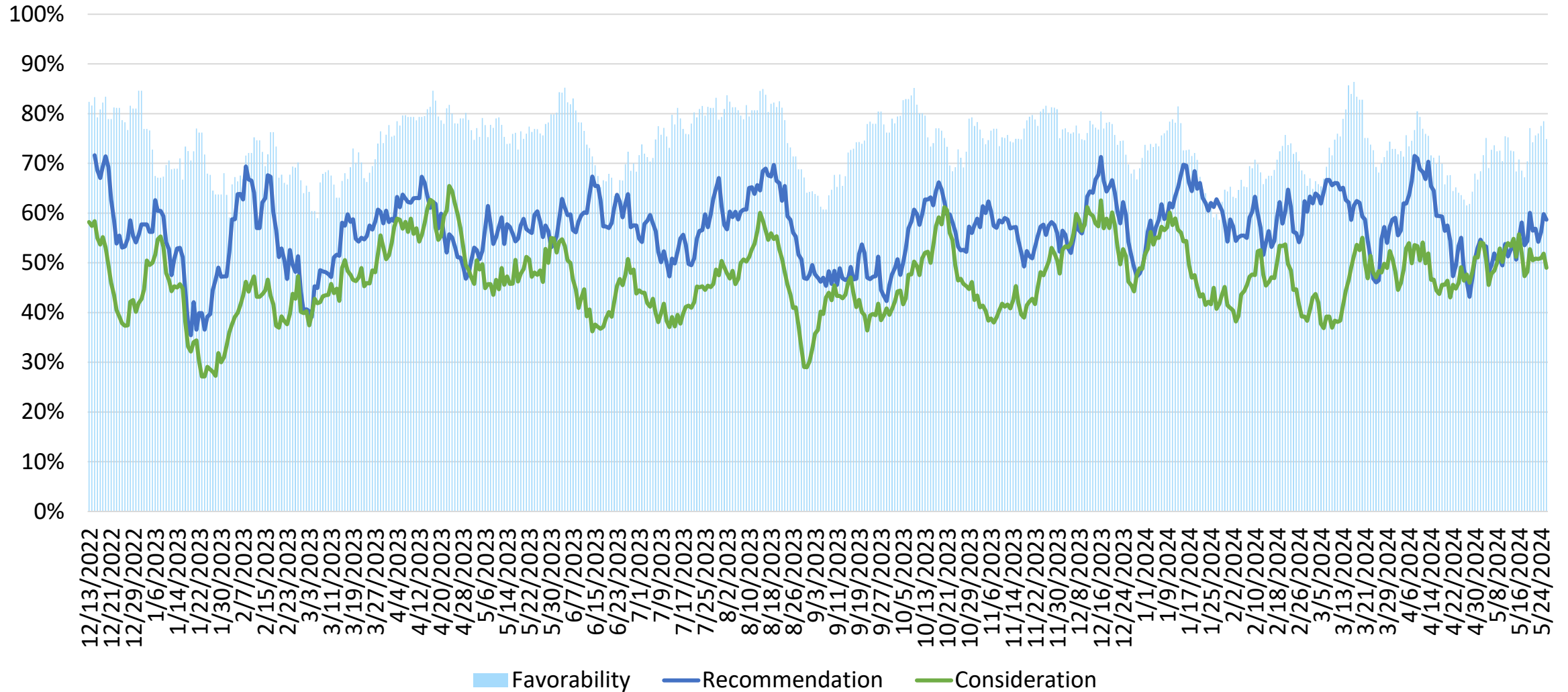


# O'ahu – Chatter (Net) and Personal Discussion Canada Two-Week Moving Average



Source: Vision Insights Data as of May 29, 2024

# O'ahu – Recommendation, Consideration and Favorability Canada Two-Week Moving Average



Source: Vision Insights Data as of May 29, 2024

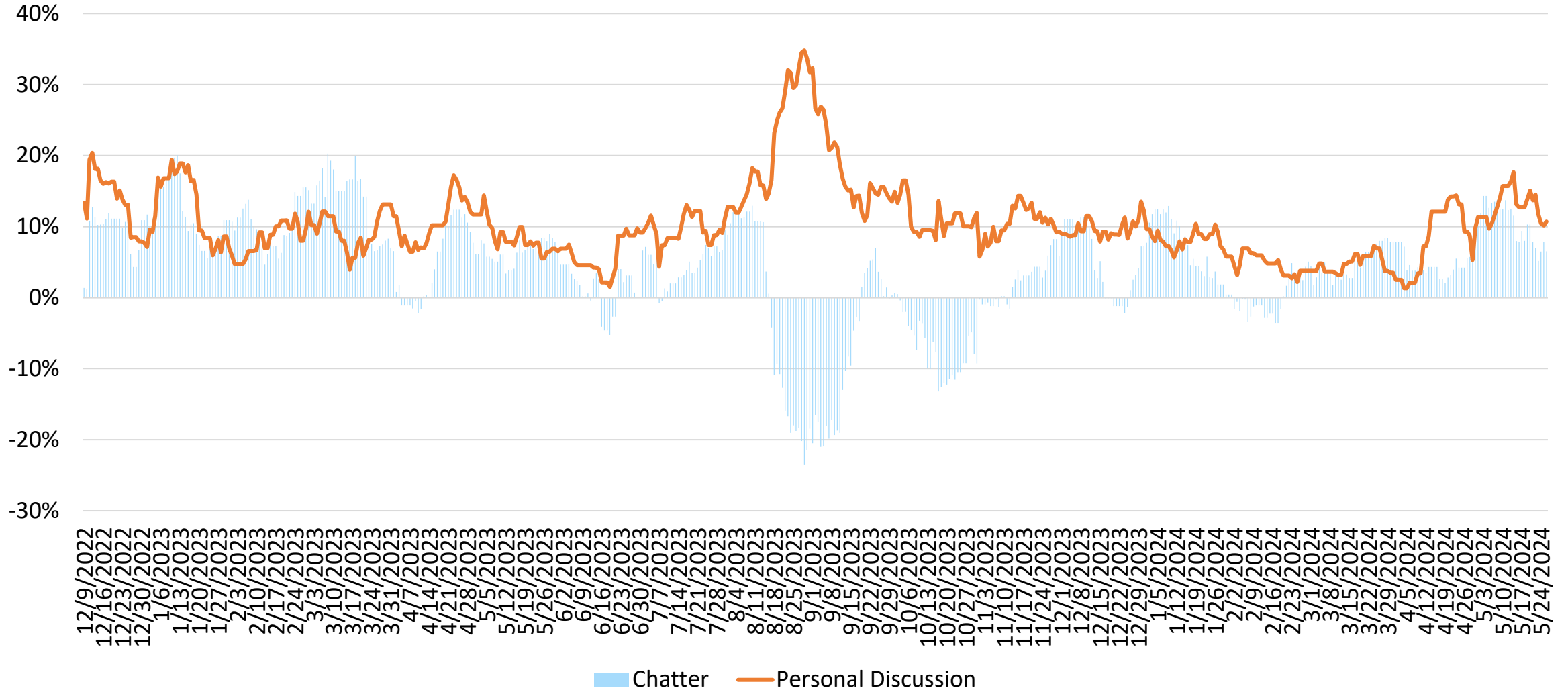


STATE OF HAWAII • DEPARTMENT OF BUSINESS,  
ECONOMIC DEVELOPMENT & TOURISM

# **Canada Responsible Travelers Segment Maui**

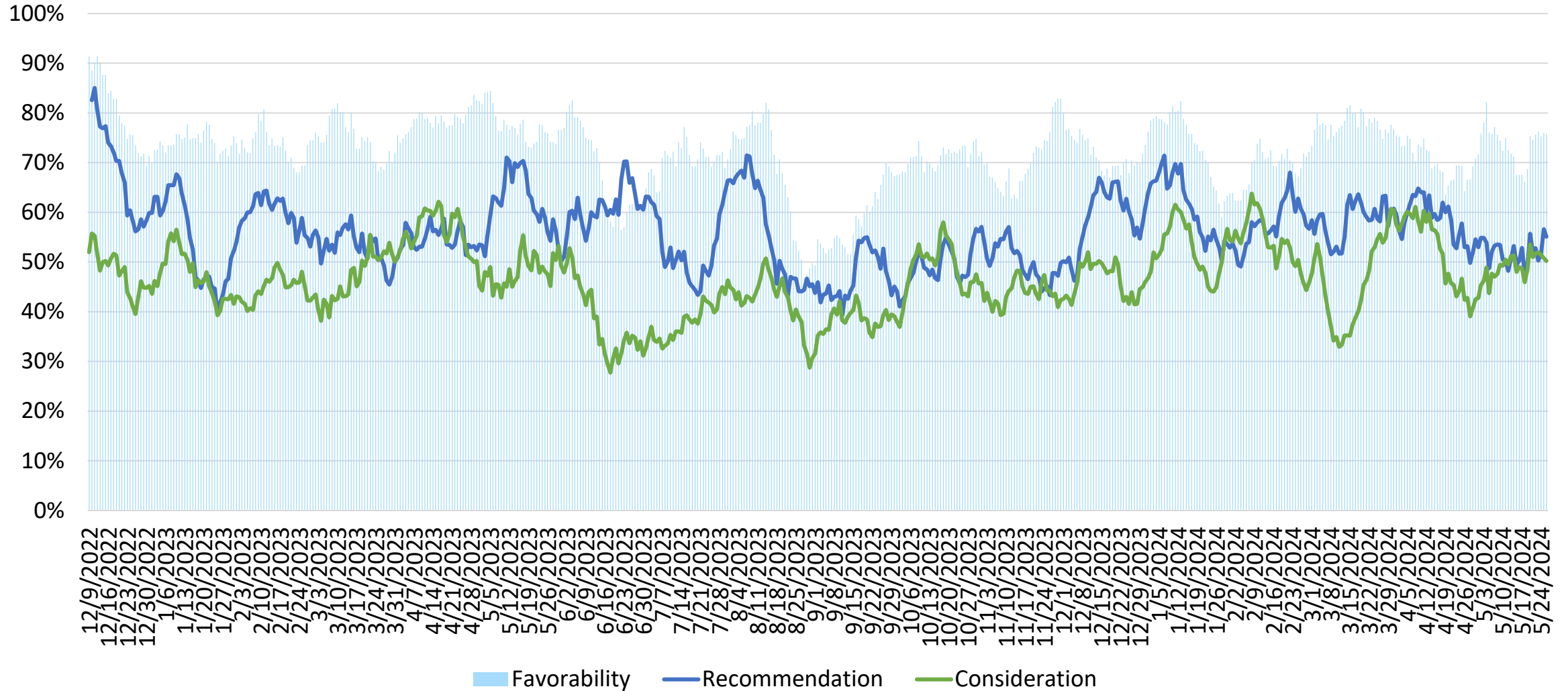


# Maui – Chatter (Net) and Personal Discussion Canada Two-Week Moving Average



Source: Vision Insights Data as of May 29, 2024

# Maui – Recommendation, Consideration and Favorability Canada Two-Week Moving Average



Source: Vision Insights Data as of May 29, 2024

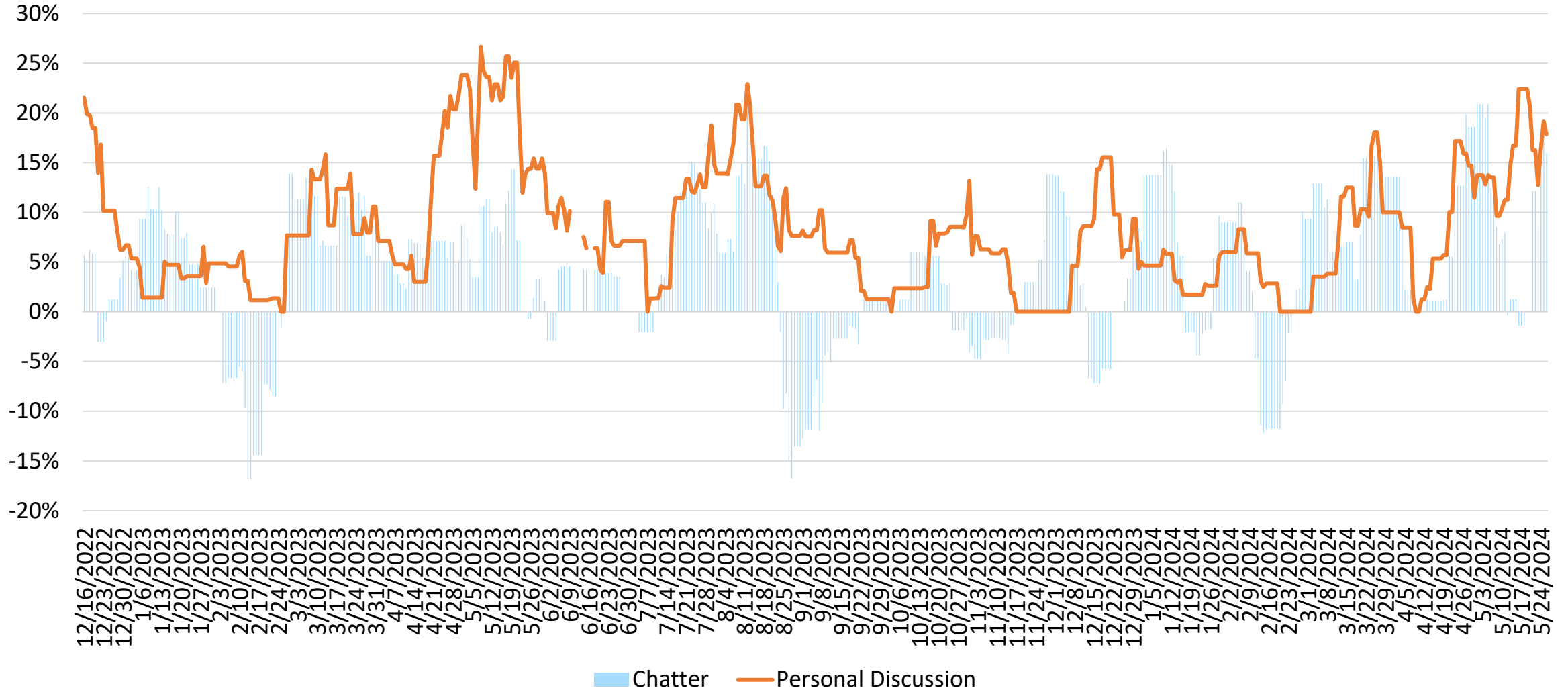


STATE OF HAWAII • DEPARTMENT OF BUSINESS,  
ECONOMIC DEVELOPMENT & TOURISM

# Canada Responsible Travelers Segment Kaua'i

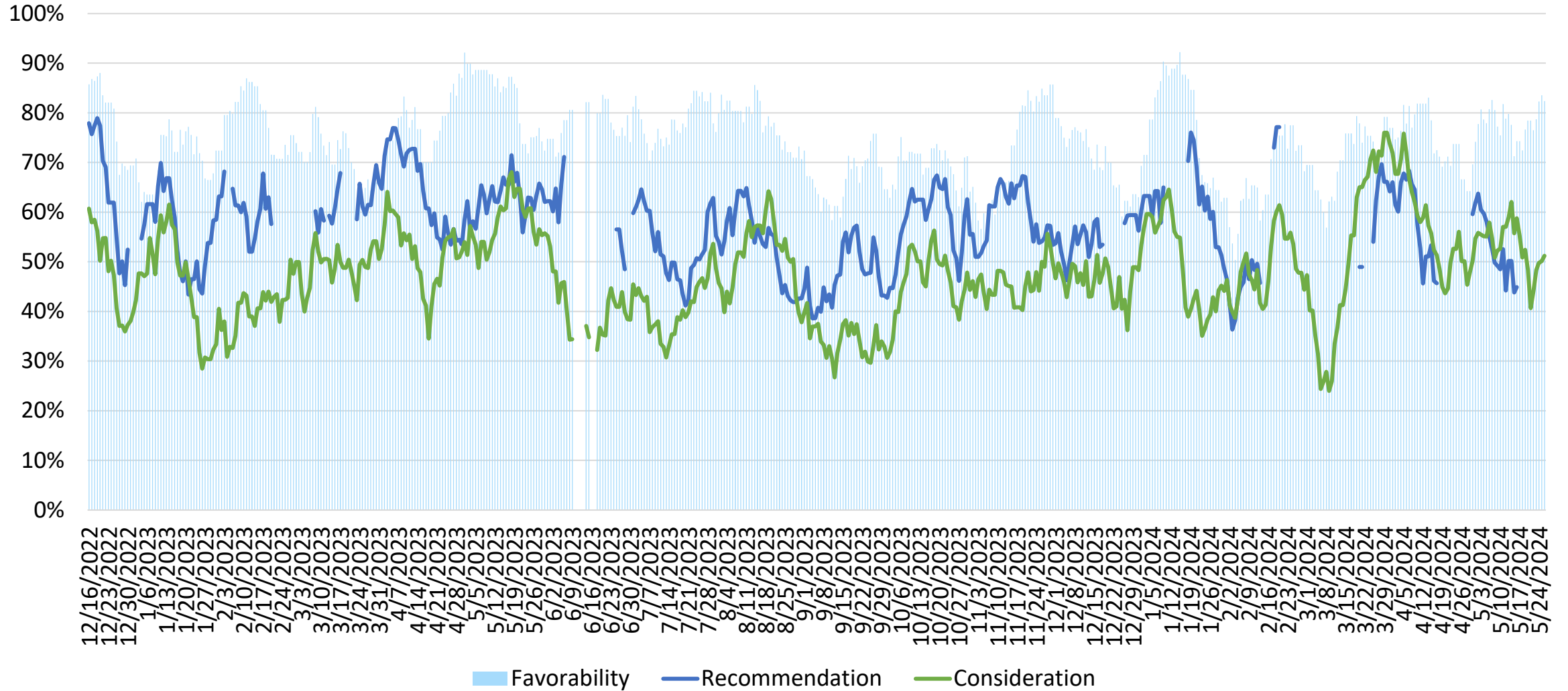


# Kaua'i – Chatter (Net) and Personal Discussion Canada Two-Week Moving Average



Source: Vision Insights Data as of May 29, 2024

# Kaua'i – Recommendation, Consideration and Favorability Canada Two-Week Moving Average



Source: Vision Insights Data as of May 29, 2024



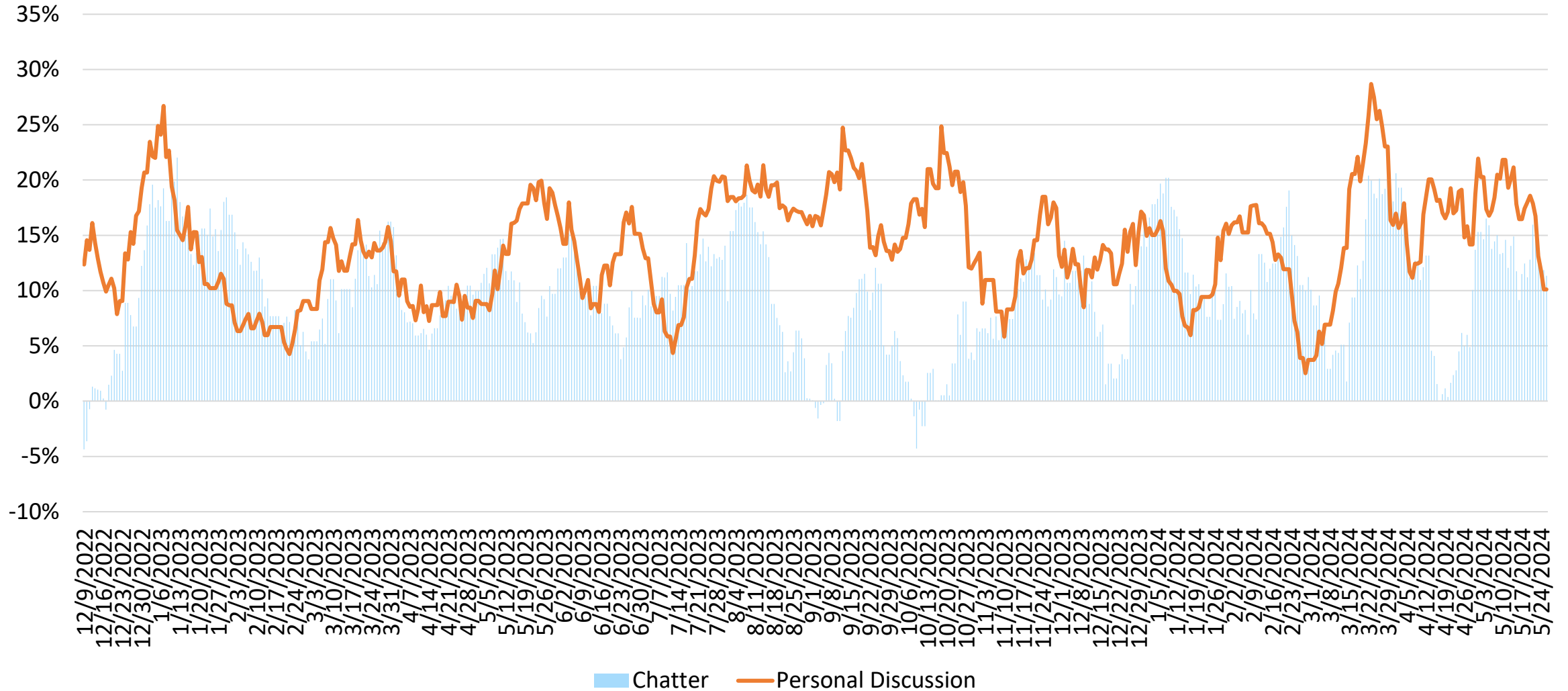


STATE OF HAWAII • DEPARTMENT OF BUSINESS,  
ECONOMIC DEVELOPMENT & TOURISM

**Canada  
Responsible Travelers Segment  
Hawai'i Island**

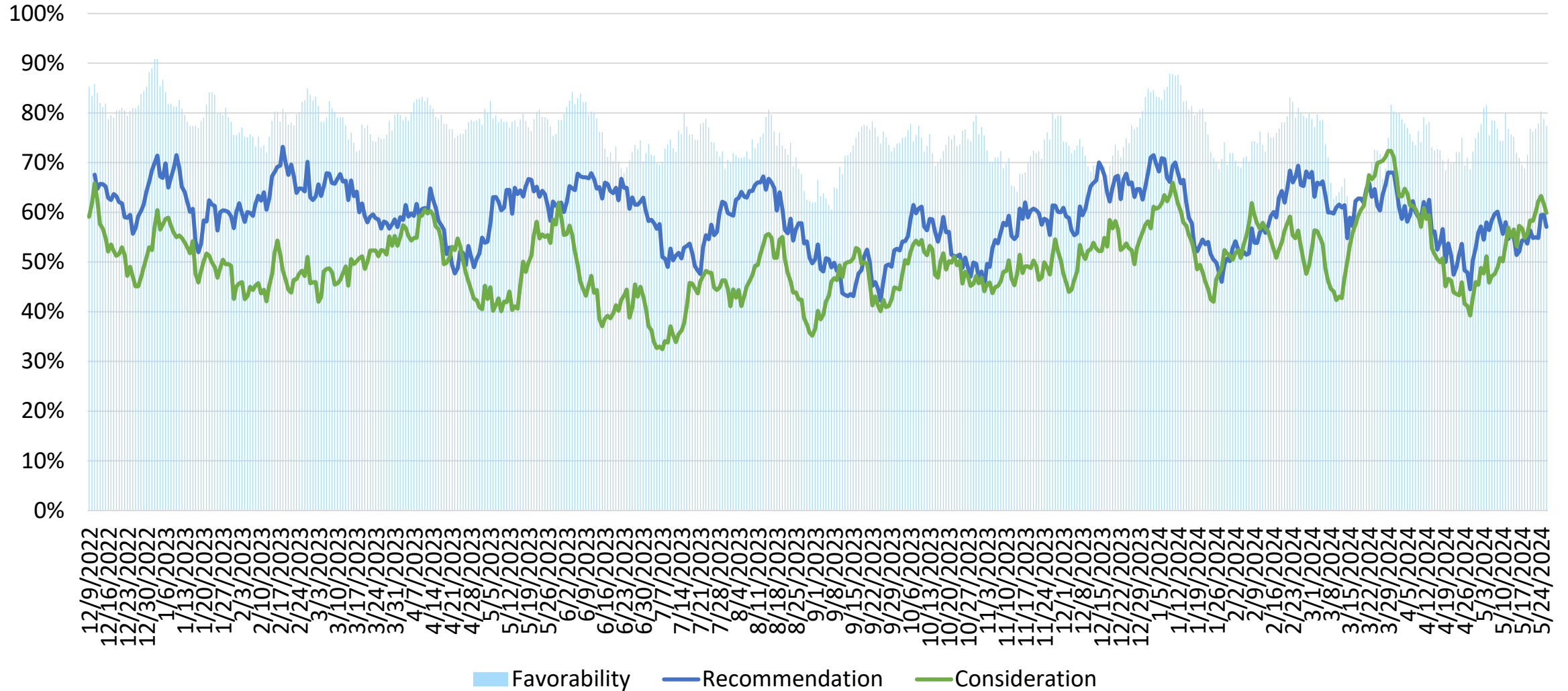


# Hawai'i Island – Chatter (Net) and Personal Discussion Canada Two-Week Moving Average



Source: Vision Insights Data as of May 29, 2024

# Hawai'i Island – Recommendation, Consideration and Favorability Canada Two-Week Moving Average



Source: Vision Insights Data as of May 29, 2024