HTA COVID-19 UPDATE

(Issued: 3/12/21 @ 4:30pm)

Reason for Trip by Arrival Airport - Transpacific Screened Passengers as of 03/11/21	Honolulu (HNL)	Kahului (OGG)	Kona (KOA)	Hilo (ITO)	Lihue (LIH)	Grand Total
Airline Crew	498	250	107	8	15	878
Connecting Flight (Transit)	421	35	7	2	2	467
Corporate Meeting	5	3	0	0	0	8
Essential Worker	95	19	24	7	3	148
Honeymoon	20	9	2	0	0	31
Incentive Trip	0	4	0	0	0	4
Intended Resident	107	18	14	11	4	154
Military or Federal Government	99	0	3	3	3	108
Other	77	13	19	6	0	115
Other Business	72	28	16	0	3	119
Pleasure/Vacation	5,499	4,473	1,938	22	81	12,013
Returning Resident	790	151	111	10	13	1,075
Sports Event	3	4	0	0	0	7
To Attend School	6	0	1	1	0	8
To Get Married	6	9	0	0	0	15
Visiting Friends or Relatives	1,969	406	427	21	21	2,844
Grand Total	**9,667**	**5,422**	**2,669**	**91**	**145**	**17,994**

Source: *Safe Travels program developed by the State of Hawaii Office of Enterprise Technology Services*
Note: *The data is preliminary and subject to change*

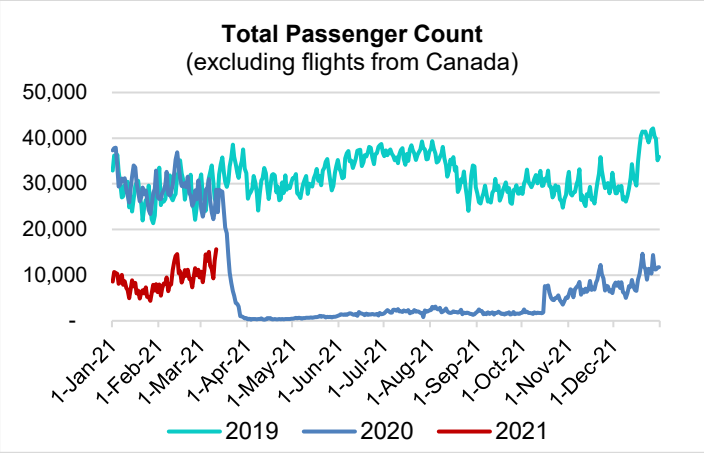

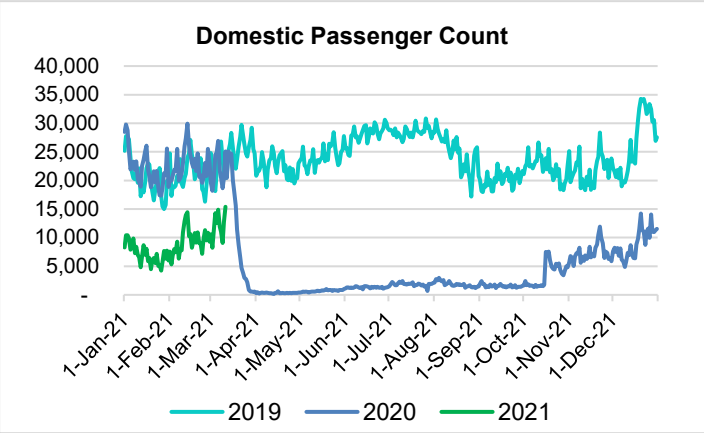

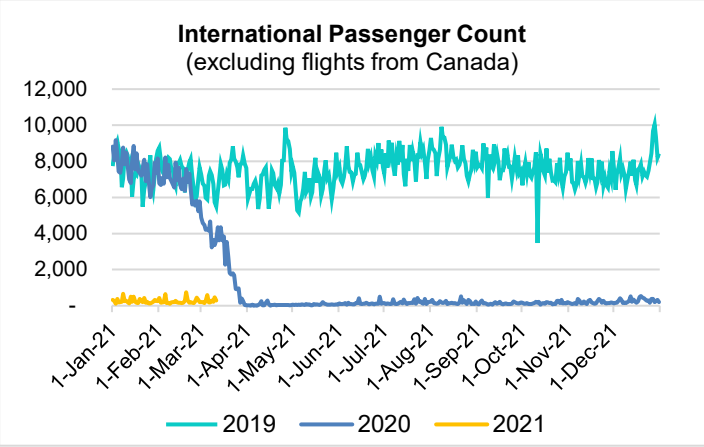

Novel Coronavirus in Hawaii

COVID-19 Positive Cases

Cumulative totals as of 12:00pm on *March 12, 2021*

Total Confirmed Cases	28,145* (66 new)
Hawaii	2,317
Kauai	186
Lanai	108
Maui	2403†
Molokai	28
Oahu	22,230
Out of State	873
Pending	0
Required Hospitalization	1922‡
Hawaii Deaths	449
Cases in the past 14 days	689*

Footnotes for COVID-19 Cases

**As a result of updated information, two cases on Oahu were removed from the counts.*

***Using cases reported in the past 14 days provides a rough approximation of the number of cases currently meeting criteria for isolation. This proxy number for "active cases" resolves classification issues for cases unable to be reached or who are out of jurisdiction, for whom precise release from isolation date may not be possible to determine. It is also not influenced by lags in data entry. (This total does not include Hawaii residents diagnosed outside of Hawaii)*

†One case is a Lanai resident whose exposure is on Maui Island and who will be remaining on Maui Island for the interim.

‡Includes Hawaii residents hospitalized out of state.

§Includes cases that meet isolation release criteria (Isolation should be maintained until at least 24 hours after resolution of fever and myalgia without the use of antipyretics OR at least 10 days have passed since symptom onset, whichever is longer). (The cases that have died and one case that has left the jurisdiction have been removed from these counts). Positive cases include confirmed cases, and Hawaii residents and non-residents; data are preliminary and subject to change. Note that CDC provides case counts according to states of residence.

Daily Passenger Count Table

03/11/2021	Domestic	International	Total
Oahu	8081	284	8365
Maui	4880		4880
Island of Hawaii	2312		2312
Kauai	122		122
State	15395	284	15679

7-Day Domestic by Island Moving Average Daily Passenger Volume
2021 Volume as Percentage of 2020 Volume
Through March 11, 2021

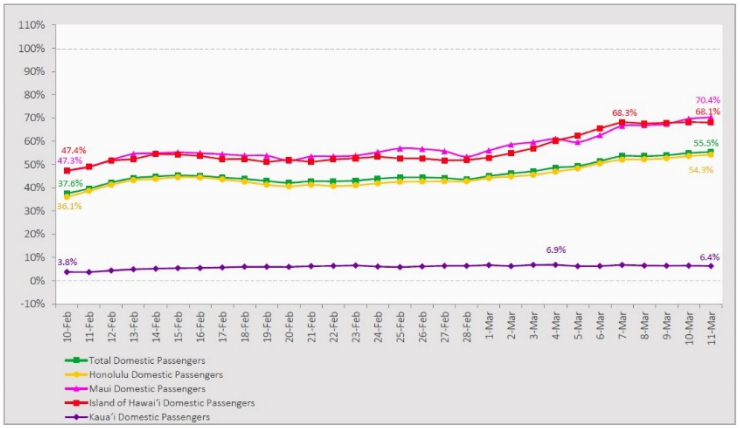

Source: HVCB analysis based on data from DBEDT
Note: Passenger volume figures include both visitors and residents.

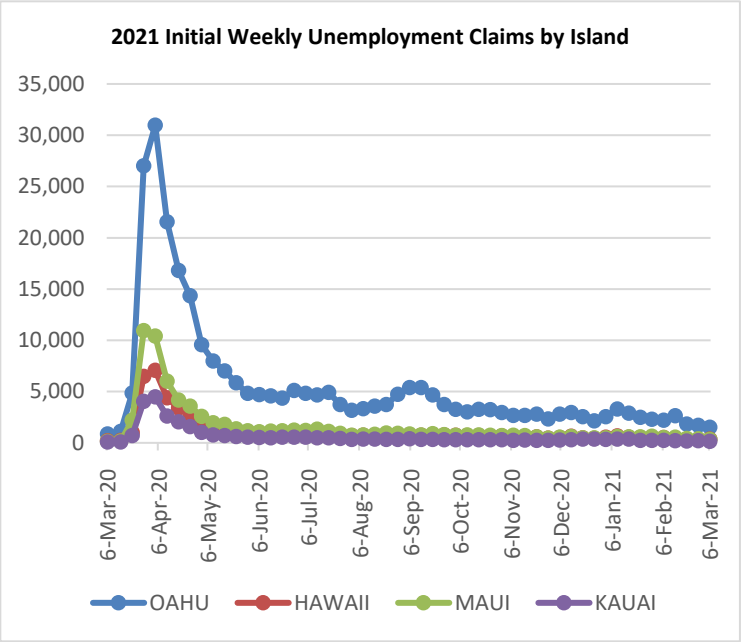

Domestic by Island Month-to-Date and Year-to-Date Daily Passenger Volume
2021 Volume versus 2020 Volume
Through March 11, 2021

March 2021 (Month-to-Date through March 11)

	2021	2020	Volume Change	Percent Change
Honolulu	68,715	129,119	-60,404	-46.8%
Maui County	41,750	58,317	-16,567	-28.4%
Island of Hawai'i	19,869	29,113	-9,244	-31.8%
Kaua'i	1,372	21,840	-20,468	-93.7%
Total	*131,706*	*238,389*	*-106,683*	*-44.8%*

2021 (Year-to-Date through March 11)

	2021	2020	Volume Change	Percent Change
Honolulu	330,384	866,113	-535,729	-61.9%
Maui County	189,754	399,482	-209,728	-52.5%
Island of Hawai'i	89,562	194,644	-105,082	-54.0%
Kaua'i	6,079	135,585	-129,506	-95.5%
Total	*615,779*	*1,595,824*	*-980,045*	*-61.4%*

Source: HVCB analysis based on data from DBEDT
Note: Passenger volume figures include both visitors and residents. Total includes other international passengers. 2020 includes one additional day due to Leap Year (February 29th, 2020).

Weekly Unemployment Initial Claims: March 6, 2021

State of Hawaii	**2,483**
C&C of Oahu	**1,512**
Honolulu	640
Kaneohe	138
Waipahu	734
Hawaii County	**354**
Hilo	230
Kona	124
Maui County	**323**
Wailuku	313
Molokai	10
Kauai County	**131**
Agent (filed in Hawaii against another state)	163

News Highlights

March 12, 2021

Honolulu Star Advertiser: 3 visitors to Hawaii arrested for quarantine violations

Honolulu Star Advertiser: WATCH LIVE: Honolulu Mayor Rick Blangiardi to discuss modifications to Tier 3 reopening plan

Hawaii News Now: 60 new COVID cases reported; no additional fatalities

Honolulu Civil Beat: Starting Monday: 65+ Eligible To Get COVID-19 Shots As Hawaii Moves To Phase 1C

Pacific Business News: Maui retail, investment real estate markets suffer heavy Covid losses, Colliers

Hawaii Tribune-Herald: Schatz to brief County Council on federal coronavirus aid

West Hawaii Today: Ige: No furloughs thanks to new virus relief

Forbes: Getting Vaccinated? Go Ahead And Plan Summer Trips, Says Brown University's Public Health Dean

Helpful Resources

Department of Health
https://hawaiicovid19.com/

Hawaii Tourism Authority
https://www.hawaiitourismauthority.org/covid-19-updates/

Dept. of Business, Economic Development & Tourism
https://dbedt.hawaii.gov/economic/covid19/

Department of Transportation
https://hidot.hawaii.gov/coronavirus/

Travel Agency Bookings to Hawaii for Future Arrivals*
Based on a 7-day Moving Average as of March 10, 2021
U.S.

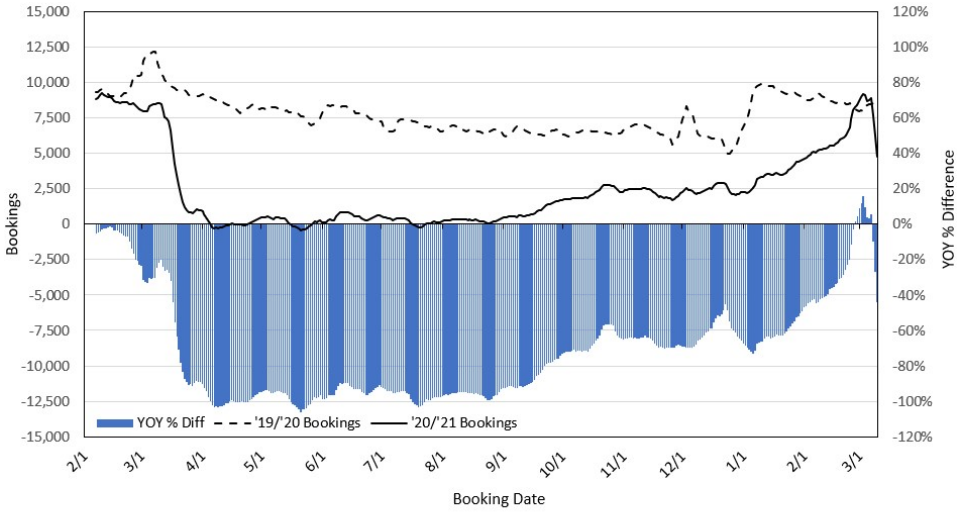

*Future Arrivals refers to all arrivals that are 'future' relative to the referenced booking date.
Source: Global Agency Pro

Update: Mar 10, 2021

Travel Agency Bookings to Hawaii for Future Arrivals*
Based on a 7-day Moving Average as of March 10, 2021
Japan

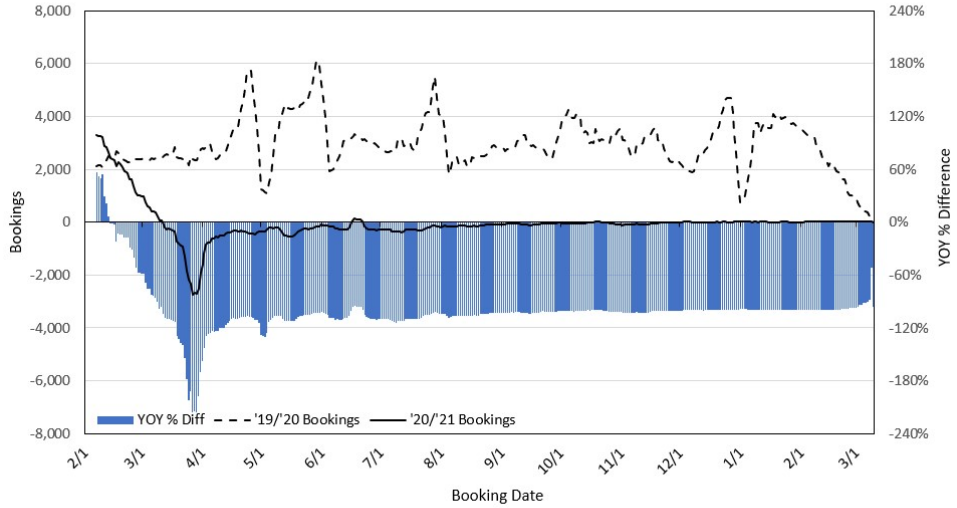

*Future Arrivals refers to all arrivals that are 'future' relative to the referenced booking date.
Source: Global Agency Pro

Update: Mar 10, 2021

Travel Agency Bookings to Hawaii for Future Arrivals*
Based on a 7-day Moving Average as of March 10, 2021
Canada

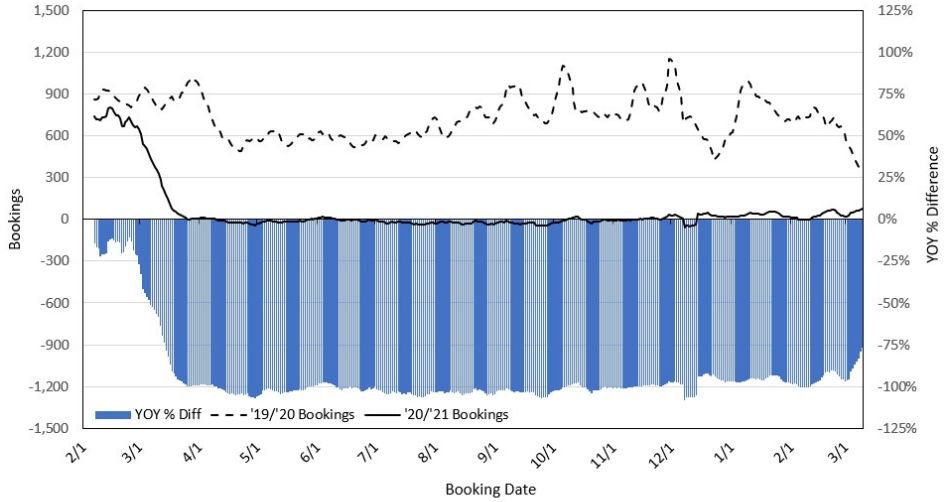

*Future Arrivals refers to all arrivals that are 'future' relative to the referenced booking date.
Source: Global Agency Pro

Update: Mar 10, 2021

Travel Agency Bookings to Hawaii for Future Arrivals*
Based on a 7-day Moving Average as of March 10, 2021
Australia

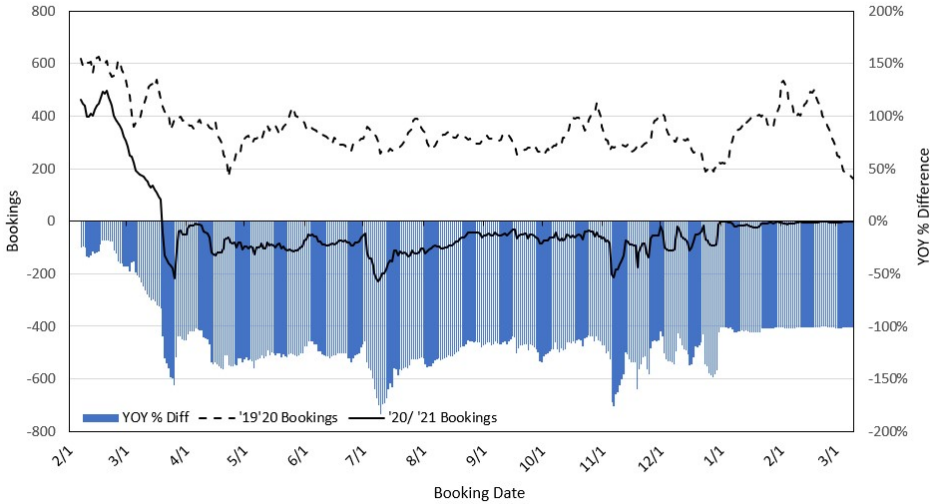

*Future Arrivals refers to all arrivals that are 'future' relative to the referenced booking date.
Source: Global Agency Pro

Update: Mar 10, 2021

Travel Agency Weekly Bookings for Future Travel to Hawai'i as of March 10, 2021
U.S.

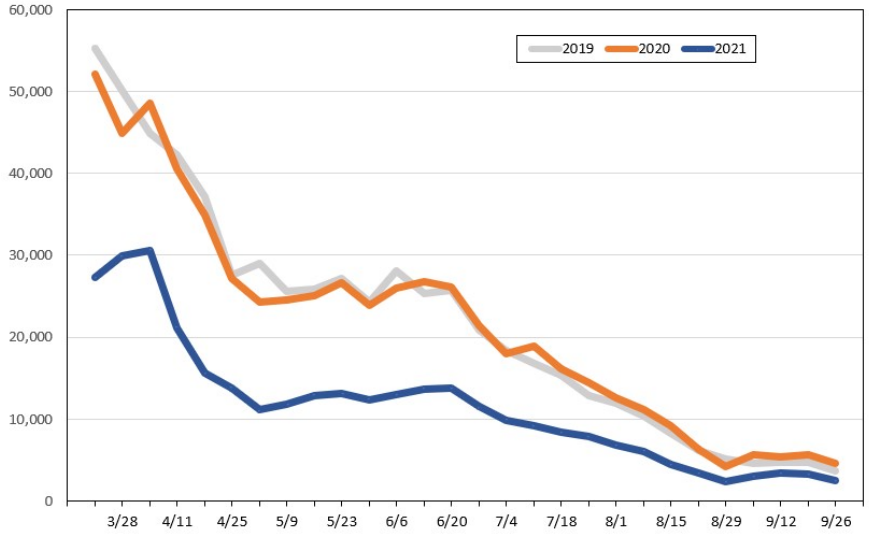

Source: Global Agency Pro, as of March 10, 2021

Travel Agency Weekly Bookings for Future Travel to Hawai'i as of March 10, 2021
Japan

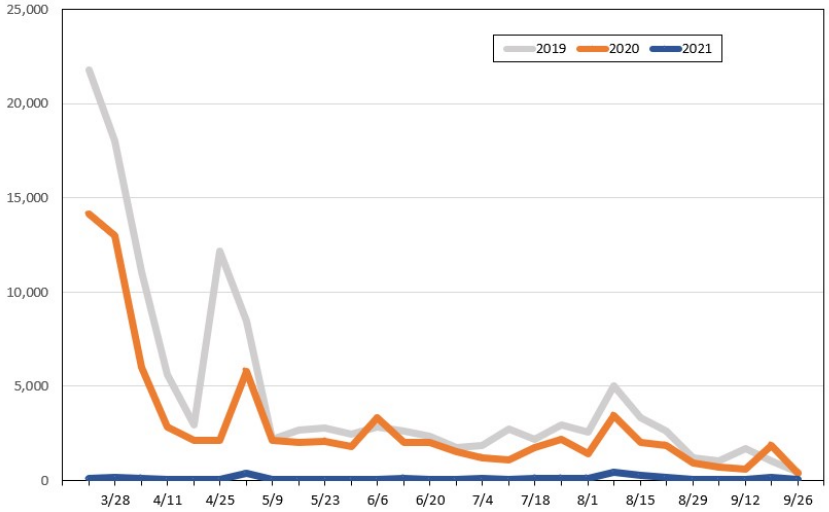

Source: Global Agency Pro, as of March 10, 2021

Travel Agency Weekly Bookings for Future Travel to Hawai'i as of March 10, 2021
Canada

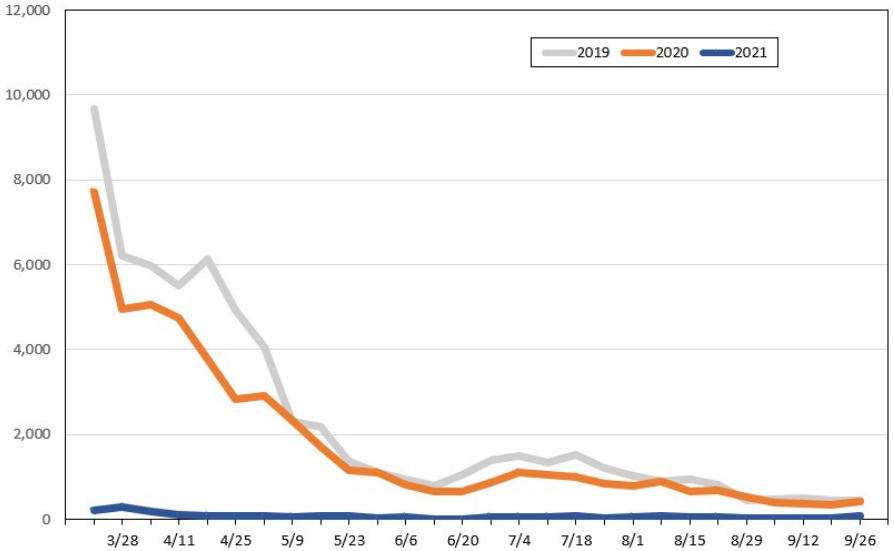

Source: Global Agency Pro, as of March 10, 2021

Travel Agency Weekly Bookings for Future Travel to Hawai'i as of March 10, 2021
Australia

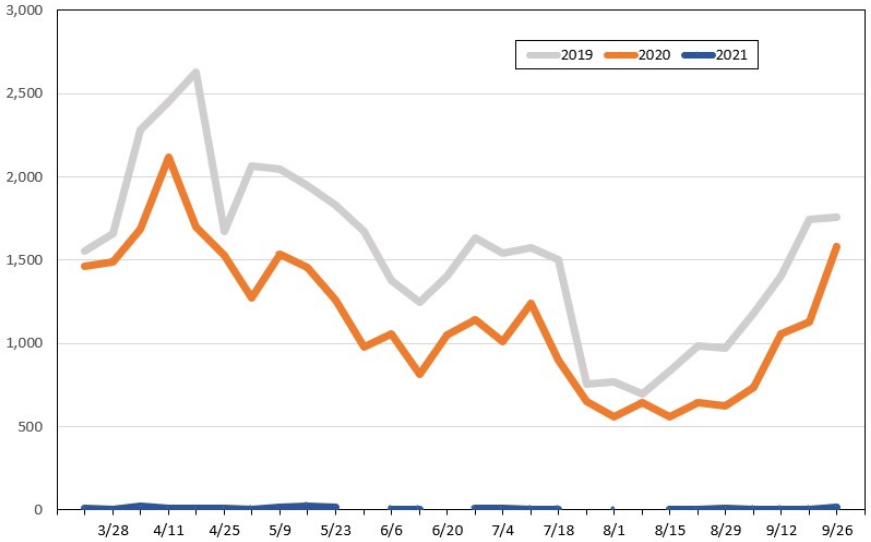

Source: Global Agency Pro, as of March 10, 2021